

Lesson 12

Jesus and Creation

Objective

Students will understand that Jesus was with God the Father in the beginning and was in existence before Creation. Jesus was part of the Creation process and sustains the world today.

Supplies

Teachers and/or Coordinators ensure supplies are ready prior to each class.

Print from the Site:

- Decipher the Verse – one per student
- Jesus Before Creation – one per student

Items to Bring from Previous Lesson Plan:

- Attendance Chart
- Stickers (for attendance)
- Teacher Creation Book (from lesson 1)
- Creation Match Game (from lesson 6) or if you didn't prepare – print on white cardstock paper and cut out two sets for class to share.

Other Items to Bring:

- Bible (Yours and enough for each student to have one)
- Pens/Pencils/Crayons/Pencil Crayons

Optional Supplies:

- Snack – Squeezable Honey and Graham Crackers or Biscuits

Teacher Tips:

- ★ See Lesson Plan 1 for tips on how to keep the classroom engaged.

1) Introduction to Lesson

10 minutes

As students enter, welcome them and help find a chair to sit at. Thank them for coming. Take attendance (using attendance chart supplied). Hand out a Bible to each student.

Say: **Today we are going to look at Jesus. Did you know Jesus was there during Creation? Jesus was with God in the beginning and we are going to look at verses in the Bible that explain that. Everyone listen as I read the story of Creation again. But this time listen for the clue that Jesus was there with God, ok?**

Read the story from **Genesis 1:1 – 1:26** from the Bible, having students read from their own Bibles and using the Creation Book as you go to show the pictures of the appropriate part you are reading about.

When you get to verse **1:26** – emphasize the part, “Let **us** make mankind in **our** image, in **our** likeness,”


Did you hear that? God said let us make mankind in our image. Who is God talking to and about? Let’s find out!

2) Jesus Before Creation and Decipher the Verse Sheet

10 minutes

Hand out Decipher the Verse sheet to each student. Give the students a pencil to write their names somewhere on the page.

Today we are going to learn a verse from the Bible, let’s read the directions that are on the sheet and then we will do the activity. Read the directions at the top of the activity sheet and go through the verse. At each picture pause and ask, “**Can anyone raise their hand and tell me what you think this picture is supposed to mean?**” (Have students answer) Continue going through the sheet until all the words are deciphered.



Answers: invisible; first; heaven; earth; thrones; before; hold

What does this verse say about all things being created through him? Jesus created the world along with God – created through Jesus! God was talking to the Holy Spirit – since the Spirit was hovering over the earth at the beginning, and God was also talking with Jesus, since Jesus was there in the beginning a well!

What does it mean He is before all things? He is above and over all things and existed before all things that He and God created.

For those of you who can read let’s get our Bibles and turn to John 17:24, where Jesus is talking to God in prayer. For the rest listen while we read. (Help students find the verse and then you or someone can read it aloud.)

Jesus is speaking and He says:**John 17:24**


“Father, I want those you have given me to be with me where I am, and to see my glory, the glory you have given me because you loved me before the creation of the world.

When does Jesus say God loved Him? (Before the creation of the world). **Jesus says God loved Him even before the world was created!**

Why was Jesus being with God in the beginning important to us? Because He was always with God, He knew from before the world began that He would have to come to earth to save us! Jesus and God love you very much.

3) Jesus Before Creation**15-20 minutes**

Hand out one sheet to each student, while all the students are coloring, read the verse on the page and ask the following questions and get someone to either raise their hand or they just say the answers.



So what does the Bible say about Jesus?

Does that surprise you that Jesus was around before creation?

What are some things you learned today about Jesus from these verses?

Why was Jesus being with God in the beginning important to us?

(He was always with God, shows He is God as well, He knew from before the world began that He would have to come to earth to save us!)

Great job! Now let's finish color this coloring page and read what it says! Remind them to put their names on the page. Afterwards, have the children clean up and put their crayons away.

4) Optional: Creation Match Game**15 minutes**Prep


Before class print the templates of the Creation Match Game in color on white cardstock and cut out. (Make sure not to use plain paper as the words will show through and the students will be able to see what to match without having to flip the card.)

Activity

Have children split into two groups. Older children can either team up with a younger child, or younger children play a game with the assistant, while you supervise the game with the older children.

Have children mix up cards face down and place them flat all laid out. Have each child take a turn flipping over two cards. If they flip a picture that matches the day it was made, they get to keep the set of cards they matched. Play the game until all the cards have been chosen and the person or group with the most cards collected wins. For older children ask them if they can remember what day those things were created that they matched.

You can help by making sure they do match correctly and possibly read what it says, especially for the younger children. If you split up older and younger children. You can also have the older children have to match the right “Day” card with the right “What was created” card.



6) Optional – Old Testament Song

5 minutes

Practice learning Books of the Old Testament. You can sing them to the ABC Song.

Genesis, Exodus, Leviticus, Numbers, Deuteronomy, Joshua, Judges....

7) Optional – Snack: “Bee Four”

5 minutes

***Check for allergies.

“You’ve all done a great job this morning learning that Jesus was with God even before the world began and that Jesus was there when the world was created. To help us remember, we are going to have a snack. What do bees make? (Honey) Right. Bees make honey so to help us remember that Jesus existed before creation we are going to have “Bee Four” snacks. Honey will represent the “be” and four biscuits will represent the number 4 for the part of the word “fore”. Get it - Bee Four - Before the world began!” Hand out four biscuits to each child with a glass of water. Using Squeezable honey, squeeze a small drop on each child’s crackers as you are handing them out. Remind them that these snacks are to help us remember that Jesus existed Bee-four creation! After snack have kids clean up. Then move on to the remaining activities.

Review verses that the students looked through today and ask them to tell you their favorite verse from the ones we looked at today and why. After snack have kids clean up.

8) Closing Prayer

**Ask if there are any prayer requests that kids want to share. Make a list.

Thank You God that we can know Your Son Jesus and that He guides us through His Word – the Bible. Thank You God for the Bible and how it helps us and guides us. We pray that You will continue to help all of our families and friends to be healthy, joyful and eager to learn about Jesus and pray that we will continually learn and know about Your precious Son Jesus and all He has done for us as well.

In Jesus name, Amen.

9) Things to Remember

Thank the children for coming.

Encourage them to share what they learned with their family.

Make sure students leave with a responsible person and take their sheets.

Thank you for serving Christ in this way!