

Lesson 3

Jacob's Dream

Objective

Study Genesis 28: Jacob on his way to Haran has a dream. God promises to be with him and bless him. Jacob begins to turn his life to God.

Supplies

Teachers and/or Coordinators ensure supplies are ready prior to each class.

Print From the Site:

- Jacob's Dream Visual Aid – one for class
- Jacob's Dream Color Page – one per student
- Bibles – enough for everyone to have one
- Pens/Pencils/Crayons/Pencil Crayons
- Stickers (for attendance)
- Attendance Chart
- Scissors – one per student
- Glue or Glue Sticks – to share
- Light Colored Construction Paper – one per student
- Craft or Popsicle Sticks **OR** Toothpicks – 8-10 per student

Optional Supplies

Print From the Site:

- Jacob's Break the Code – one per student
- Snack: Pretzel Sticks – 8-10 per student

Teacher Tips

- ★ See Lesson One to Review

1) Introduction to Lesson

As students enter, welcome them and help them find a chair to sit at. Thank them for coming. Take attendance.

What did we study last week about Jacob and his family? Jacob stole Esau's blessing from his father Isaac and because of it, his brother was angry enough to kill him. His mom told him to leave to Haran where her family is from and Jacob fled. **Today we will see that while Jacob travels to Haran, something interesting happens – Jacob the deceiver and trickster starts to follow God!**


2) Class Time – Jacob's Dream

20 minutes

Have visual, color pages, pencil crayons, and Bibles ready.

Have you ever seen someone who used to be mean, or lie, or be pushy or bossy become more Godly over time? Let students answer. **This is what we are going to learn about today. Because of God in our lives, we and other people can move away from doing bad things to good things and become more helpful, kind and truthful. Jacob started out a liar, trickster, and willing to hurt his family. But God was willing to work with him to help him change.**

Ask the students for a volunteer(s) to read from **Genesis 28:10-22**. Have students follow along and if using, stop to show visuals. When finished handout color page and crayons and have them color as you discuss questions.




Questions:

What did Jacob use as a pillow? Stone

Who was at the top of the ladder or staircase? God

What did God say to Jacob, you can check the Bible for the answer? I am the Lord, the God of your father Abraham and the God of Isaac. I will give you the land, you will be numerous, and all people will be blessed because of you. I am with you and will watch over you and will bring you back to this land.



The promises God made to Abraham and Isaac are now being made to Jacob as well. Jacob is being told in the dream by God; you are now the head of the house. I now recognize you, I now bless you and I will now speak to you.

How did Jacob feel when he woke up? Scared and amazed - verse 17.

What did Jacob build? A pillar with the stone he had slept on.

Check your Bible. What was Jacob's promise? If God will be with me, then the Lord will be my God and I will give a tenth of all God gives me.

Jacob leaves as a scared thief and God will teach him step by step why relying on your own wisdom and skill is pointless and doesn't work – instead rely on God through faith!

God shows him right away that He is willing to be with him. Jacob now realizes God is with him. He recognizes that God is willing to be there for him. His response is not one of complete trust yet – he responds – “sure if you do all these things you say, plus give me clothes, food and safety you can be my God. Then I will give you a tenth of everything you give me.” He still is planning and scheming and not quite the faithful man God can use...yet. But thankfully God is willing to work in Jacob and all of us – if we just let Him.

Allow for questions, state that you will come back next week with answers if the questions are too big for you to deal with this week and address the person next week if appropriate. Then, move on to the next activity. Always have the children look to the Bible for their answers and help them find the verses they need where possible.

3) Activity Time – Ladder Craft

10-15 minutes

Before class get Popsicle or Toothpick sticks and construction paper. At class hand out one piece of construction paper to each child along with 8-10 Popsicle or Toothpick sticks. Have white glue, markers and scissors on hand as well. Cut 2 sticks in half for each child as they will use these as rungs for their ladder.

Say to the students: **We are going to make a ladder like Jacob saw to remind us of the promise God made to Jacob. To begin we are going to lay out our sticks on the page before gluing so we know how much space each stick will need to have.**

First put long sticks as the tall pieces on a ladder going up each side.

Then make rungs for the ladder by carefully putting sticks that were cut in half.

Then glue the half pieces evenly spaced up the ladder poles to make a ladder and then glue the tall pieces. When done this, use a marker and write one of these words in each rung.

**God
Is
With
You.**



For students that have trouble writing, help them. You can show them this sheet with the words on it, or you can take a blank piece of paper and write each word in order.

God is willing to be in each of our lives if we only let Him. Like Jacob, God wants to come into your life and help you. I pray you will let God into your life. May you be trust in God and know He wants to and will take care of you if you let Him.

Finally write your names somewhere on the page and color or decorate as you want until everyone is finished. Remind the students they can draw fluffy clouds around the ladder, or other things that show the ladder came down from heaven. **When finished help clean up so we can then move on to the next activity.**


4) Optional Activity – Break the Code Sheet

10-15 minutes

Hand out one sheet to each child along with pencils. Read the instructions aloud and help the children if needed get started filling in each blank with the correct letter from the alphabet. When finished check as a group to make sure the phrases are completed correctly before moving on.

Answer:

The Lord will be my God...and of all that you give me I will give you a tenth.



5) Optional Songs

5 minutes

Jacob's Walk

To the tune of "The Farmer in the Dell"

Actions in blue!

Jacob took a walk "Walk" fingers up the other arm
 Jacob took a walk
 He walked and walked all by himself;
 Jacob took a walk.

Jacob went to sleep, Fold hands together under head; close eyes
 Jacob went to sleep;
 He put his head upon some stones;
 Jacob went to sleep.

Jacob had a dream. Continue "sleeping"
 Jacob had a dream;
 The ladder stretched from earth to Heav'n; Hold one hand low, the other up high
 Jacob had a dream.
 Some angels came to walk, "Walk" fingers up and down
 Some angels came to walk;
 Up and down the angels went;
 Some angels came to walk.

God himself was there, Look up; point up with index finger
 God himself was there;
 He talked to Jacob in his dream;
 God himself was there.

Jacob soon woke up, Open eyes; look around
 Jacob soon woke up;
 Made a special place to pray; Fold hands in prayer
 Jacob soon woke up.

God always keeps his word, Form book with hands
 God always keeps his word;
 So Jacob worshiped only God;
 'Cause God keeps his word.

The Lord was in that place, Point out from self
 The Lord was in that place.
 And He is here with us today; Point to self
 The Lord was in that place.

6) Optional Snack: Pretzel Stick Ladders

5 minutes

You've all done a great job this morning learning. Hand out pieces of pretzels enough for each student to make a ladder out of them. Explain that: **When Jacob dreamed, he saw a ladder or staircase showing angels coming up and down to him. God was showing that He was going to be with Jacob. Let's make a ladder out of our pretzels and then eat them to remind us that God is willing to be in each of our lives if we only let Him!** Provide a napkin for children to clean their hands. Discuss questions while snacking!

Any questions about today's story? Answer the ones you can, tell them you will get back to them next week with the ones you can't. Make sure to write them down so you can ask someone else for help in getting the answers.

What was the favorite thing you learned or did today? Why?

Talk about how wonderful God is, that he gives people who have done wrong second chances and wants a relationship with everyone, even people who have done wrong. We can turn to God and follow Him. God is willing to come to us, we need to go to God in return.

7) Closing Prayer

**Before the prayer, make sure the activities/snacks have been cleaned up. Ask if there are any prayers the students want to share and if so write them down.

Dear God we thank You that You are willing to be there for us. Guide us in wisdom and kindness as we grow. Help us to remember that You want us to do better and that You want us to live a right life. Help us to do so. We pray that we will all remember that it is never good to lie to others or to trick them. May we do the right thing and remember that hurting others never helps. Help us be fair, honest, and kind. Help us to trust You and remember Your promises. Thank You that we can learn from the people in the Old Testament and that we can learn to do the good things You want and avoid the bad.

We pray for those who are sick, weak, or could not attend that they will return to us next time. And we pray for the church family that we will all worship You in spirit and truth as You ask us too.

Thank You for Your help, Your love and for being our Father. In Jesus' name, Amen.

8) Things to Remember

Thank the children for coming.

Take their activity sheets home.

Make sure students leave with a responsible person.

Thank you for serving Christ in this way!