

Lesson 11

Parable – Rich Fool

Objective

Study Luke 12: The parable of the Rich Fool. Learn that the wise trust God over things and are willing to share and give thanks to God for what they have.

Supplies

Teachers and/or Coordinators ensure supplies are ready prior to each class.

Print From the Site:

- Rich Fool Visual Aid – one for class
- Rich Fool Activities – one per student
- Jesus’ Parables Review Sheet – one per student
- Bibles – enough for everyone to have one
- Pens/Pencils/Crayons/Pencil Crayons
- Stickers (for attendance)
- Attendance Chart – one for class
- Songs about Parables Sheets – one per every 2-3 students and for teacher
- String – 2 meters or 6 feet long
- Tape – to wrap a small piece around one end of the string.

Optional Supplies

- Small Bag of Potato Chips – one for class to share
- Snack: Cookie Share – (Choose cookies that can be broken in half)
one cookie per student + one more
- Paper Plate – one for cookies
- Napkins – one per student



Teacher Tips

- ★ See Lesson One to Review

1) Introduction to Lesson

As students enter, welcome them and thank them for coming. Take attendance.

We are studying parables that were taught by Jesus. Parables are a simple story with a spiritual meaning. Jesus used these simple stories to help teach people about the Kingdom of God and other spiritually important topics.

Can anyone remember the main point of the parable of the Good Samaritan that we studied last time? Let students answer.

We saw that the wise need to help everyone, even those we may not want to, who don't like us, or who aren't Christians.

Today we will look at money and what Jesus says we are to do with our things and the money we have. Jesus talks about people who are greedy or stingy. These people don't like to share and want to keep everything for themselves.

Have you ever known a greedy or stingy person without telling me their name? What are they like? Let students answer. You can share your own story of someone you know who is greedy (do not give a name!) and how that affects their ability to have friends, be a Christian, or do good for others.

Jesus will tell us that the wise are generous and share. They are not greedy or selfish because they know God will provide them with what they need.

Let's sing a song to get us started! Let's sing: The Hidden Treasure and Baa Baa Good Sheep.

Hand out one Songs about Parables. Sing songs once or twice.

Songs about Parables

Sowing the Seeds of Love
(Tune: See)

Sowing the seeds of love,
Into a soil that's good,
Be willing to make me heart,
Ready for God's Word.

Sowing the seeds of love,
Eagerly sowing truth,
Happy that God will help,
Which kind of soil are you?

The Wise Man Built His House on the Rock
(Tune: See)

The wise man built his house upon the rock,
(Make two fists and put one on top of the other open and close.)
Then he said "Build for me and firm for me!"
The wise man built his house upon the rock,
The wise man built his house upon the rock,
And the rain came pouring down.




(Show fingers wiggly with arms up high then going low to represent rain falling.)

The rains came down and the floods came up,
(Fingers wiggle down for rain, two palms up, and lift them for flood.)
The rains came down and the floods came up,
The rains came down and the floods came up,
And the man's house stood firm, (fist raised high and firm.)

The foolish man built his house upon the sand,
(Make two fists and put one on top of the other open and over.)
Then he said "Build for me and firm for me!"
The foolish man built his house upon the sand,
The foolish man built his house upon the sand,
And the rain came pouring down.

(Show fingers wiggly with arms up high then going low to represent rain falling.)

The rains came down and the floods came up,
(Fingers wiggle down for rain, two palms up, and lift them for flood.)
The rains came down and the floods came up,
The rains came down and the floods came up,
And the foolish man's house fell! (Fists to hold together.)






2) Class Time – The Rich Fool

15-20 minutes

Prep

Before class have a very long piece of string and at one end wrap a piece of tape around it so it shows a very small part of the yarn has tape but the large majority of the string is just string. Try to have at least 2 meters or 6



feet of string with only 1 cm or ½ inch of tape at the one end.

Gather Bibles and Visual Aid. Hand out Bibles as needed.

Class

Ask students to turn to **Luke 12**.

Explain that: **Someone asked Jesus to help his family divide the money that was left over after someone had died. Jesus refused saying that He did not come to settle matters of money but as we know, Jesus came to save the world! Jesus then gives a parable to explain how we should treat money and the things we have.**

Show visual as you or volunteers read:

Luke 12:13-21

What did Jesus warn us about in verse 15? Covetousness.

Covetousness is when we have an eager, excessive, and often sinful desire to want money or things. This can happen even if it belongs to others, a covetous person would still want what they other person had.

What did Jesus say our life is not to be in verse 15? A life based on how many things we own!

Take the string with the one end wrapped in tape and show the students.

Say: **Jesus is smart, He knows our life on earth is very short like the tiny piece of tape. (Show tape.) Whereas our spiritual life goes on forever. (Show all the remaining yarn.) Jesus doesn't want us focusing on the physical things in this life that are only around for such a short time and neglect the spiritual things that will last forever. Jesus wants us to be wise and remember that physical stuff and money doesn't last long. Spending a life focused on these things is foolish. We need to remember our lives will last for eternity. So we need to be spend more time focusing on spiritual things then on temporary physical things. (Point to each part of the string again showing the short-term physical life and the long term, eternal spiritual life.) Let's all make sure we remember that we can trust God to take care of the things in this life so we can focus on the spiritual things needed for a life with God in heaven one day!**

What did the rich man want to do with all his things? Share or keep them for himself? Keep them.

What did God call the rich man in verse 20? Fool!

Why did Jesus say that was a problem in verse 21? The rich man was not rich toward God.

That meant that instead of sharing with others, giving to God and giving glory and thanks to God for all that the man had been blessed with, he wanted to keep everything for himself and not share any of it. He was coveting. He acted as if he made all the money and got all the grain. He forgot it was God who had blessed him with what he had. God says fools are those who don’t use their money, talents and things for God’s Kingdom. It is ok to have things, but we also need to share.

Instead of building bigger barns, what could the rich man have done that would show he was generous and giving? Give the extra grain and things away to those in need, for example.

Jesus told this story to help us see that the things we have only last for a little while. We can’t take them with us when we die. To know God and to love him is better than being rich or having lots of things. God wants us to share with others who need help. Whatever we do for God lasts forever. Let’s be wise and remember to trust God over things and to share the extras we have with others in need. Greedy people are fools.

- 1. The wise are those who are generous and do not covet.**
- 2. The wise recognize it is God who blesses us and we need to give Him glory and thanks for doing so.**
- 3. The wise trust God over things and share knowing God can supply all that they need.**
- 4. The wise remember our life is not about possessions.**

Allow for questions. You can contact Sundayschoolbiblelessonsforkids@protonmail.com if you need help with any questions.

3) Rich Fool – Activity Sheet

10-20 minutes

Hand out one sheet to each student along with pencils. As a class read directions aloud and help as needed. Define any words they may need help with like humble, prideful, etc.

Answers:

- Cookie – break in half
- Skateboard – take turns
- Baseball and Glove – take turns

Cross out: Greedy, Selfish, Stingy, Generous, Self-centered, Prideful


Circle: Share, Give Away, Generous, Kind, Humble

Luke 12:17-19

... 'What shall **I** do, for **I** have nowhere to store **my** crops?' ¹⁸ And he said, '**I** will do this: **I** will tear down **my** barns and build larger ones, and there **I** will store all **my** grain and **my** goods. ¹⁹ And **I** will say to **my** soul, "Soul, **you** have ample goods laid up for many years; relax, eat, drink, be merry.'"

Number of times: In 3 sentences he mentioned himself **12 times!**

Ways to be Generous and Helpful – discuss answers as a class or allow them to write or draw the answers if time.




4) Jesus’ Parables Review

10-20 minutes

Hand out sheet and pencils to each student. Have crayons or pencil crayons if time to color.

Tell students: **We are going to review all the parables we have studied so far. On your sheet are the first few parables we studied before and the other page has the remaining ones. Each page has a list of words at the top to help you fill in the blanks, the words can be used more**



than once. As a class we are going to read the options together and find the word that best fits. Any questions?

Answers:

Soils:	God’s Word	Hearts	Good
Wise Builder:	God’s Word	Obey	Wise
Weeds:	Bad People	Good People	Judgment
Mustard Seed:	Small	Kingdom	Grow
Hidden Treasure:	Treasure	Valuable	
Pearl:	Valuable	Kingdom	
Servant:	Forgiven	Mercy	Mercy
Lost Things:	Lost	Rejoice	Repent
Laborers:	Shared	Kingdom	Work
Talents:	Talents	Work	Talents
Sheep/Goats:	Sheep	Christians	Kingdom
Samaritan:	Good	Kind	Good

If time let students color the pictures as you ask: **Who can remember what this parable was about? Who were the wise people and what were they to do?**

5) Optional: Share the Potato Game 5 minutes

Using the open bag of potato chips, pass it around allowing each student to take one and eat while you sing the songs you sung earlier today. Continue to have them pass the bag around as quickly as possible. When you say “stop!” the person holding the bag has to mention one thing they have/own that they can share. Then they can have a chip. Continue playing until all the chips are gone or until time runs out. Any remaining chips can be shared during snack time.

Explain that: **The goal is to share, not hoard. We need to be wise and not foolish by sharing what we have! This game reminds us of the joy of sharing!**

6) Optional: Memory Verse 5 minutes

Matthew 25:34-36, Luke 12:15, and Luke 14:27,33.

Practice the verses by going through them a few times out loud as a class. *If you choose bring treats for those who remember the verses over the coming week(s).

7) Closing Prayer

**Before the prayer, make sure the activities have been cleaned up. Ask if there are any prayers the students want to share and if so write them down.

Thank You God for all You provide. May we be wise and share. May we look for ways to share and not be selfish, even when it is inconvenient. Help us to remember that doing good, sharing what we have, and loving others is always the right thing to do. Help us not to be greedy, proud, or selfish, but generous, humble, and thoughtful towards others. We pray that we will be good and faithful servants doing good and looking for ways to help. That we will use the gifts and material things You have blessed us with wisely.

Thank You for Your Son who teaches us the right way, through the Bible. Be with those who were not able to attend today. Be with the sick, the weak, and the suffering. Be with our families, friends, and those in the church. In Jesus’ name, Amen.

8) Optional Snack: Cookie Share

5 minutes

Prep

*Check for allergies. Ensure you have only 1 cookie (that can be broken in half) for each student + one extra cookie. Put them all on a paper plate for class. Provide napkins.

You’ve all done a great job learning that the wise trust God over things and are willing to share.

Show cookies on the plate.

What are these? Cookies.

What was wrong with the rich fool in today’s parable? He didn’t share, he was greedy, selfish and did not give glory to God.

The Rich Fool kept all the cookies for himself rather than sharing! We learned today that we must share if we want to be wise. If we are greedy and selfish, we are like the rich man whom God called a fool. So let’s be wise! You can see there are cookies on the plate. How would you share them so everyone gets an equal portion? (Don’t let them touch them, but they can count and decide how to share. The answer: each gets one and you the teacher would get the extra.)

Now explain: **What would happen if the same amount of people we have now, came into the room so instead of _____** (the number of students + you that are in the class now) **we would have double the people totaling _____**. Example: 6 students + 1 teacher = 7 people x 2 = 14 people. **How would we share the cookies then? We would have to break our cookies in half!** Take "your" cookie and break it in half as an example and pretend to share it with one of the "people" who came into the room.

Sharing isn't always easy, but it is the fair and kind thing to do. God is happy when we share. The wise are willing to share and trust God more than things. So let's all enjoy our cookie knowing that everyone has some and remember that if you have extra food, toys, clothes, or money and you see someone in need you should share what you have. And as we learned, we need to remember and give thanks to God always for all that we do have. Because it is God who blesses us. It is not our work and talents, it is God who gives us those blessings and talents to gain the things we have.

Provide a napkin for children to clean their hands. Discuss and review questions while snacking.

What was the parable about today? Let students answer.

Why is it important to share?

What happens when someone is greedy and selfish?

What are different ways we can share?

Any questions about today's parable?

What was the favorite thing you learned or did today? Why?

9) Things to Remember

Thank students for coming.

Remind them to take their activity sheets home.

Make sure students leave with a responsible person.

Thank you for serving Christ in this way!