





# I Can Worship God! – Take Home Sheet

Name: \_\_\_\_\_

	<b>Pray</b> 	<b>Sing</b> 	<b>Give</b> 	<b>Listen</b> 
<b>Week 1</b>				
<b>Week 2</b>				
<b>Week 3</b>				
<b>Week 4</b>				
<b>Week 5</b>				
<b>Week 6</b>				
<b>Week 7</b>				
<b>Week 8</b>				
<b>Week 9</b>				
<b>Week 10</b>				
<b>Week 11</b>				
<b>Week 12</b>				
<b>Week 13</b>				

This quarter students learned about the Bible and the importance of worshiping God. Please help your child fill in each Sunday after services all the ways they worshiped God. Use stickers or have students put a check mark under each column for the activity they participated in.

Example: If they held a song book and tried to sing along with the church family, put a checkmark beside “Sing”. If they listened during the time of reading from the Scriptures put a checkmark beside “Listen”. If they gave a coin during the time of giving put a checkmark beside “Give”. If they sat quietly, folded their hands and bowed their head during prayers of the congregation put a checkmark beside “Pray”. Over the months you will hopefully see an increase in good behaviors and joy as the students learn and become part of the churches activities each Sunday in worshiping our Lord and Savior. You can also allow your child to color the pictures on this chart and decorate it as well!

