

Preschool Winter
Lesson 10:
Jesus Obeys His Parents

Objectives: Students will...

- 1) See that Jesus obeyed His parents and we should too! **Luke 2:51**
- 2) Do activities to reinforce the idea that we need to obey our parents just like Jesus did

Accommodations: How will I accommodate individual needs of students?

- See Lesson 1 for Ideas

Supplies: Check with coordinator to ensure supplies are ready.

Teacher Materials (provided in classroom)

- Pens/Pencils
- Bible (please bring your own)
- Crayons/Pencil Crayons
- Attendance Charts –from previous class – one per student
- Jesus Spinning Wheel Templates – one set per student - printed on construction or cardstock paper – cut before class
- Paper fastener or Brad – one per student
- Scissors for teacher or older students to cut out template
- I Will Obey Feet Template - one template for class to share

Depending on time choose some optional activities to do and gather supplies

- Jesus Booklet – one per student cut out before or during class
- Scissors for teacher or older students
- Stapler to share
- Dolls of family members – enough for each child to have mom, dad and children to play with
- Bibles – one per child
- Snack – Your Choice – enough for each child along with a napkin and a glass of water

1) Introduction to lesson:

As students enter, welcome them and help find a chair to sit at. Thank them for coming. Take attendance (using attendance charts from previous class). Let each child color a star in their attendance chart for this week, if a new child arrives put their name on a chart for them and let them color in a star.

Have them sit on the floor (on mats if available) close together. Tell them, **“Today we are going to talk about Jesus and the fact that as Jesus grew – He obeyed God and his parents. We read this in God’s Word – the Bible! (Hold up a Bible.) We will see that Jesus obeyed God and he obeyed his earthly parents – Mary and Joseph!**

Let’s sing some songs to get us started!

Jesus is the Son of God

Tune: London Bridge

Jesus is the Son of God, Son of God, Son of God.
Jesus is the Son of God. Thank you God for Jesus!

Big Enough Song

Tune: London Bridge

I am glad I’m big enough,
Big enough, big enough,
Big enough to come to church; just like Jesus!

The B-I-B-L-E

The B-I-B-L-E, yes that's the book for me.
I stand alone on the Word of God,
The B-I-B-L-E.

Chorus

Oh the Bible will never fail, never fail, never fail.

The Bible will never fail – no, no, no!

The B-I-B-L-E, yes that's the book for me.
I read and pray, trust and obey,
The B-I-B-L-E.
(Chorus)

Hand out one Bible to each child. Say to students. **We are learning that the Bible is VERY special. Do you know why? Because it is God's! God made the Bible for us and the Bible has all of God's Words in it for us to obey. Isn't that wonderful? God made the Bible for each and every one of us! God loves us very much and wanted each one of us to have a Bible to read, to use and to study His wonderful words. God loves us and expects us to obey Him. Today we are going to talk about obeying God and obeying our parents, just like Jesus did.**

Let's all say "Thank you God for our Bibles!" Have students say it together. Let's all say "Thank you God for our parents!" Good job!

2) Jesus Obeys His Parents

5-10 minutes

Explain to the children, "The Bible is very special. It is God's Word. The Bible tells us we need to obey God because He loves us, watches over us and sees everything we do. The Bible tells us to listen and read the words inside. You are following the Bible when you read and obey what it says, just as Jesus obeyed God by studying God's Words!"

I am going to read from the Bible about how Jesus obeyed his parents. I will read Luke chapter 2.

Luke 2:51

51 Then Jesus went down to Nazareth with his parents and was obedient to them....

Now, I am going to read from the Bible to see what God says about how we should treat our parents

Read **Ephesians 6:1-2**

Ephesians 6:1-2

"Children, obey your parents in the Lord, for this is right. "Honor your father and mother"

What does honor mean anyway? When we listen, obey, love, appreciate, and forgive our mom and dad that is how we honor them. That means when they ask you to do something you should do it right away without complaining. That's what Jesus did – he listened to his parents.

What are some things our parents ask us to do? Let students respond, guide if needed with the following suggestions... **clean up our toys, go to sleep, brush our teeth, get dressed, eat our supper, play nice with others, go to church services, etc.**

Ask each child a question from the following list:

_____ (insert child's name) **Should we clean up our toys when our parents ask? Yes!**

_____ (insert child's name) **Should we go to bed when our parents tell us too? Yes!**

_____ (insert child's name) **Should we brush our teeth like our mom or dad says? Yes!**

_____ (insert child's name) **Should we eat our supper and obey our parents? Yes!**

_____ (insert child's name) **Should we go to church services and follow Jesus? Yes!**

_____(insert child's name) **Should we play nice with others as our parents want us to? Yes!**

**Good job everyone, we should remember to obey or listen to our moms and dads. That makes God and Jesus and our parents very happy.
To help us remember, let's play and action game!**

3) Optional – Father Says – Action Game

5 minutes

Line the students up in a row so that they can all see you and have enough space to move their hands and feet without hitting anyone beside them.

Say to the students: **We are going to play a game about listening to our fathers. I want you to follow and do what I say.** When I say, **“Father says”, I want you to do what he says, ok?”** The idea is you ask the students to do different things that would show honor to their father.

Ready? Everyone quiet and listen.....good job...

Here are some ideas to get started, you can add your own as well.


- **Father says put your toys away** (pretend to clean)
- **Father says go to bed** (lay down and pretend to fall asleep)
- **Father says put on your socks** (pretend to put on socks)
- **Father says help your mother** (act like they are helping mom with something)
- **Father says stand up straight** (practice good posture)
- **Father says eat your supper before desert** (pretend to eat)
- **Father says brush your teeth** (pretend to brush teeth)
- **Father says give a hug** (pretend to hug)
- **Father says say thank you** (say thank you)
- **Father says say I love you** (say I love you)

Thank class for playing and then have them sit at the table for the next activity.

4) Jesus Spinning Wheel Templates Craft

10-15 minutes

Hand out one circle with pictures to each student along with crayons. Let students color the pictures as you read through each triangle section. Once students are done coloring, hand out one solid spinning wheel template to each child that has had one triangle section (as shown in the bottom half of the picture to the right) cut out. Have them write their name on this solid circle and then attach this circle with the missing piece over the colored pictures and attach with a brad in the middle of the circles so that when students move the pictures around, different ones will appear and the students will be able to spin the pictures around.



Ask students to help clean up before moving onto the next activity.

Thank those students who choose to help and praise them for helping to encourage other students to want to help as well. Sing the following while you clean up.

Clean Up Song
Clean up, clean up
Everybody everywhere!
Clean up, clean up
Everybody do your share!
Repeat

A Helper I Will Be! Tune: Farmer in the Dell
A helper I will be, a helper I will be.
There's work to do, there's work to do
In my family.
I love to help my mom; I love to help my dad.
I love to help; it makes God glad.
A helper I will be.

5) Action Rhyme and Songs

5 minutes

Let's do some action rhymes about the Bible!

Action Rhyme – Here is the Bible

Here is the Bible (hold hands out with palms
together like a book)

Let's open it wide (hold hands like an open book)

God speaks to us (point upward)

On the pages inside (hold hands like an open
book)

Action Play – The Bible Says

The Bible says, "Pray" I will obey.

(Fold hands and bow head)

The Bible says, "Listen" I will obey.

(Cup hand to ear)

The Bible says, "Give" I will obey.

(Pretend to drop money in basket)

The Bible says, "Go to church" I will obey.

(Walk fingers along arm or step feet up and
down)

The Bible says, "Sing" I will obey.

Jesus Grows Up Action Rhyme

Jesus was a Little Baby

(Hold arms as if rocking a baby)

Just like me.

(Point to self)

First he was so very small.

(Squat on floor)

Then he grew to be so tall.

(Stand on tiptoes)

Very small, oh so tall

(Squat then stand)

Just like me.

(Point to self)

6) I Will Obey Feet Action Song Game

5-10 minutes

To help us remember today that God wants us to obey our parents, we are all going to stand in a row (point to where you want students to stand so they can all see what you are doing and face you.) **Once we are lined up, I am going to put down this sheet of paper that has a pair of feet on it.** (Put paper down on floor where all students can see.) **I will call one of you at a time, whoever is standing nice and quiet can go first and next. When I call your name, I want you to come and stand on these feet.** (Point to paper feet). **Then we will all sing a song while one of you stands on the feet. We will take turns till everyone gets a chance to stand on the feet and have a song sung about them!**

Sing the following song while each student takes a turn standing on the feet.

Tune: Skip to My Lou – insert students name where "Emmy" name is.

Emmy, Emmy, will you obey God?

Emmy, Emmy, will you obey mom?

Emmy, Emmy, will you obey dad?

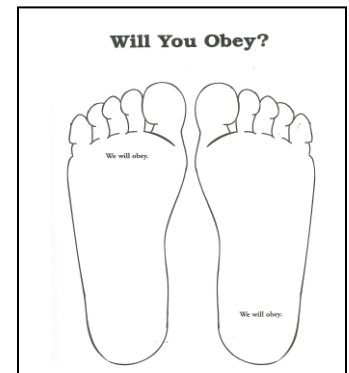
Oh, will your feet obey?

Emmy says, "I will obey God!"

Emmy says, "I will obey mom!"

Emmy says, "I will obey dad!"

"Yes my feet will obey.



At the end say; **Do you ever have trouble obeying? If so, remember this song and remember that we will obey what God says in the Bible and that makes God happy! Let's all have happy obedient feet that obey God's Word – the Bible!**

Say, **Did you obey God by coming to church services on Sunday today? Yes you did! Good job – that makes God happy when we obey His Bible! Are you going to obey God by listening to your mom and dad?** Let students answer.

For those that say yes, say **Good job! That makes God, Jesus and your parents happy when you listen and obey!**


7) Optional: Jesus Booklet

10-15 minutes

Before class: Print and cut out booklet – or you can cut out the pages after students color them if desired. Gather crayons, stapler, scissors, and booklet.

During class: Pass around one booklet to each child. Read through it together and then have them go through each page and color the page while you read it aloud to them again. Talk about how Jesus was kind, obedient and listened in different ways shown in the book – being kind to friends, listening to his parents and worshipping God!

Say, **“The Bible is from God. The Bible says Jesus obeyed God and his parents. That means he listened and did what they told him to do.**



While they color say: **Do you listen to your parents? We should – because obeying our parents makes God happy.**

Show Dad doll figure if available and say: **Pretend this is your dad. Dad says, ‘Come in and take your nap.’ If we come right in and obey and take our nap – we are obeying our father. That is what God tells us to do in His book the Bible. God wants us to obey fathers.**

Show Mom doll figure if available. Say: **Pretend this is your mom. If mommy says, ‘Please pick up all your toys.’ What will you do? Yes, you will do what she says. God tells us to obey our moms.**

Show the Bible and say:

This is the Bible. The Bible tells us things to do like mom and dad do. We listen to our moms and dads and teachers, we also need to obey what the Bible says. It is God’s book. That makes God happy when we obey and listen to Him and His words in the Bible. It makes our moms and dads happy too!

Staple their booklets together when they are done coloring and then read the booklet to them again as it is finished. Ask students to help clean up then:

Do the following rhyme with your Bible:

Best Book of All – Rhyme
Books, books, big and small;
What’s the very best book of all?
THE BIBLE!

(Repeat several times and hold up the Bible each time)

8) Optional – Mother Says – Action Game

5 minutes

Line the students up in a row so that they can all see you and have enough space to move their hands and feet without hitting anyone beside them.

Say to the students: **We are going to play a game about listening to our mothers. I want you to follow and do what I say. When I say, “Mother says”, I want you to do what she says, ok?”** The idea is you ask the students to do different things that would show honor to their mom.

Ready? Everyone quiet and listen.....good job...

Here are some ideas to get started, you can add your own as well.

- **Mother says clean your room** (pretend to clean)
- **Mother says go to bed** (lay down and pretend to fall asleep)
- **Mother says do your homework** (pretend to do homework)
- **Mother says help your mother** (act like they are helping mom with something)
- **Mother says stand up straight** (practice good posture)
- **Mother says eat your supper before dessert** (pretend to eat)
- **Mother says brush your teeth** (pretend to brush teeth)
- **Mother says give a hug** (pretend to hug)
- **Mother says say thank you** (say thank you)
- **Mother says say I love you** (say I love you)

Thank class for playing and then have them sit at the table for the next activity.

9) Optional: I Will Obey Game

5 minutes

Tell the students, **"We are going to play the "Obey Game". Whatever I tell you to do and show you, you must obey. Let's start!**

Lead the following action rhyme:

**Roll, Roll, roll your hands as slowly as can be.
Roll, roll, roll your hands; do it now with me!
Roll, roll, roll your hands, do it now with me.**

Repeat substituting these phrases:

**Clap, clap, clap your hands;
Shake, shake, shake your hands;
Tap, tap, tap your feet;
Blink, blink, blink your eyes.**

Then ask them to sit quietly while you get ready for the next activity.

10) Optional: We Can Obey our Parents When We Worship

10 minutes

Pass around dolls and Bibles and/or other things that will help children remember what they learned - that the Bible is God's Word and in it, it says we need to obey God and our parents - just like Jesus did and they need to obey it by worshipping God and Jesus by coming to church services every Sunday. Say, **"The Bible is from God. As we pretend with these Bibles and dolls let's remember that God gave us the Bible and in the Bible it says we need to worship Him and obey Him and that includes listening to our parents. Let's share our dolls and Bibles and pretend that our dolls are going to church services to read the Bible and listen and obey and learn about God. Let's practice all the things we do on Sunday using our dolls. Let's practice obeying our parents as we pretend with these family of dolls too!** (Pretend they go to Sunday school class. Pretend they go to worship and sit, pray, read their Bibles, give and listen.) Talk about how happy God is when we read from His Word the Bible and obey His Word. Talk about how happy our family is when we come to Sunday school and sit, listen and obey the teacher and read from the Bible. Talk about how happy Jesus is when we follow Him to church services and sit quietly and listen and learn from the Bible and listen to our parents. Ask students what things they remember people doing every Sunday when they are at church services.

Then while they play, open your Bible and turn to **Acts 20:7** ask students to look and listen while you read from the Bible this paraphrased version: **On the first day of the week we came together...**

The Bible says we should come together on the first day of the week – that is today – Sunday! We are all obeying God and Jesus by being at church services this Sunday! Good job!

Then say to students, **“Jesus obeyed his parents and obeyed God and we should too!”**

Let students play with the dolls and books and then clean up.

11) Optional: Snack – Your choice

5-10 minutes

Before class gather snack of your choosing. Say to students: **“You’ve all done a great job this morning learning about God’s Word – the Bible and that we need to worship God and Jesus by God and obeying our parents. Let’s talk about how we can obey our parents just like Jesus while we eat our snack.** Hand out snacks to each child, along with a glass of milk or water to each child.

Talk about how we obey the Bible – by going to church services on Sunday, listening to our moms and dads, praying, giving, singing, listening, and reading the Bible. And that by doing these things we are following Jesus and obeying! After snack have kids clean up. Then move on to the remaining activities.

12) Sing

5-10 minutes

Have children sing songs with you, you can sing from the Song Sheet provided.

13) Close in prayer

Tell students that **we are going to pray, to pray we need to put down everything and fold our hands and bow our heads like this** (show students). **This way we can hear and listen to the prayer and when we sit quietly and focus on God – it makes God happy! We learn this in God’s Word the Bible and we need to obey God.**

First: Ask if there are prayer requests that kids want to share. Make a list. Then give the list to the assistant or read yourself.

Second: Remind students to fold hands and bow heads then: **Thank You God that You created the world and gave us the Bible. Thank you God that we can know what You want us to do by reading Your special Words – the Bible. Help us to remember to make You and Jesus happy by coming to worship Him every Sunday. Help us to remember that it is important to obey Your Word the Bible and to obey our parents just like Jesus did. Thank you God for sending Your Son Jesus. Thank you for the evangelists and teachers that share the good news of Jesus’ and his life. Thank You God for everyone here today and for those that couldn’t be. Help us to remember to be kind and good to our parents, friends, neighbours and church family this week. In Jesus’ name, Amen.**

Thank you for serving Christ in this way!