

Preschool Fall
Lesson 11:
I Will Follow Jesus and Obey Parents

Objectives: Students will...

- 1) Understand that we need to follow Jesus by obeying our parents
- 2) Read and play to understand the different ways we can obey our parents

Accommodations: How will I accommodate individual needs of students?

- See Lesson 1 for Ideas

Supplies:

Teacher Materials (provided in classroom)

- Pens/Pencils
- Bible (please bring your own)
- Crayons/Pencil Crayons
- Attendance Sheets – Parking Lot from previous class – one per student
- Cars for attendance – make sure each child has 5 cars
- Tape to share
- I Will Follow Jesus and Obey Color and Trace Sheet – one per student
- I Will Obey Banner – one per student printed preferably on construction or cardstock paper and cut out before class for those too young to cut with scissors themselves

Depending on time choose some optional activities to do and gather supplies

- I Will Obey Feet Template - one template for class to share
- Whom Do We Obey Poster – one made from lesson 2
- “I’m Glad I’m Your Dad” Book (see attached for scanned images) or borrow from library – A Happy Day Book by Bill and Kathy Horlacher
- “I’m Glad God Thought of Mothers” Book (see attached for scanned images) or borrow from library – A Happy Day Book by Dot Cachiaras
- Dolls of family members – enough for each child to get some to play with
- Church building template – the one from last time pre-made so children’s doll families have a place to go for worship
- Bibles – one per child
- Snack – Your choice - enough for each child along with a napkin and a glass of water

1) Introduction to lesson:

As students enter, welcome them and help find a chair to sit at. Thank them for coming. Take attendance (using attendance charts from previous class). Let each child put a car in their attendance parking lot for this week. Have them sit on the floor when finished (on mats if available) close together. Tell them, **“Today we are going to continue to learn what the Bible teaches about worshipping God and following Jesus! Worship means to give honor, praise and obedience to God because we love Him and because He deserves it.**

God and Jesus love us and we need to obey the Word – the Bible! (Hold up a Bible.) **The Bible says we need to follow Jesus and obey our parents – that is what we will talk about today!**

Say: **Following Jesus is important.**

How many of you came to church services today – raise your hand? Let students respond.

(Hopefully all will raise hands 😊)

It makes God and Jesus happy when we come to church services on Sunday! It makes our parents happy when we come to church services too. When we listen to our moms and dads, we are obeying our parents. And we should obey our parents. We learn that from the Bible.

The Bible says: (open your Bible and read Ephesians 6:1)

Ephesians 6:1-3

“Children, obey your parents in the Lord, for this is right.

Let’s sing some songs to get us started for our class today!

If My Name is.....

If my name is _____ Jesus is my friend.

If my name is _____ Jesus is my friend.

Jesus is my friend, Jesus is my friend.

If my name is _____ Jesus is my friend.

*Fill in name of each child in the room one at a time.

Jesus loves me!

Jesus loves me! This I know,

For the Bible tells me so;

Little ones to Him belong;

They are weak, but He is strong.

Refrain:

Yes, Jesus loves me!

Yes, Jesus loves me!

Yes, Jesus loves me!

The Bible tells me so.

Jesus loves me! He who died

Heaven’s gate to open wide;

He will wash away my sin,

Let His little child come in.

God is Happy

Tune: Are You Sleeping?

God is happy. God is happy.

When we do right.

When we do right.

God is very happy.

God is very happy.

When we do right.

When we do right.

Repeat tune instead of “when we do right” fill in with different lines:

When we learn what’s right

When we pray

When we worship Him

When we sing

When we give

When we obey

Hand out one Bible to each child. Say to students. **Last time we learned that the Bible is VERY special. Do you know why? Because it is God’s! God made the Bible for us and the Bible has all of God’s Words in it for us to obey. Isn’t that wonderful? God made the Bible for each and every one of us! God loves us very much and wanted each one of us to have a Bible to read, to use and to study His wonderful words. God loves us and expects us to obey Him. We need to worship God and that includes following His Son Jesus too! We follow Jesus by obeying our parents.**

Read the following verse from your Bible:

The Bible says in Matthew 4:19

“Come, follow me,” Jesus said

Let’s remember to always follow Jesus by obeying our moms and dads.

Say each child’s name and then say: **You are all big enough to follow Jesus and obey your parents!**

Call each child by name and say: _____ is very good. She/he came to church services today and is following Jesus – she/he obeyed God, Jesus, and his/her parents! **Good job _____!**


Let's all say "Thank you God for Your Bible! Thank you God for Jesus!" Have students say it together. Let's all say "Thank you God for our church family!" Good job!

Now let's quietly go to the table so we can do another fun activity!

2) I Will Follow Jesus and Obey Color and Trace Sheet

10-15 minutes

Say: **We are going to color a picture of a dad and son hugging. The dad is happy that the son is obeying or listening to his dad. God and Jesus are happy when we listen to our parents too! I will hand out a crayon to each of you so you can color. You will color all the numbers a specific color. So the first color is blue and you need to color all the things in the picture that have the number one (point and show the number one to them) blue!** Help students begin to color. While they color say:



I am going to read from the Bible to see what God says about how we should treat and think of our moms and dads.

Read **Ephesians 6:1-2**

Ephesians 6:1-2

"Children, obey your parents in the Lord, for this is right. "Honor your father and mother"....

Each commandment is very important and God gave each commandment for a reason. What does honor mean anyway? When we listen, obey, love, appreciate, and forgive our mom and dad that is how we honor them. That means when they ask you to do something you should do it right away without complaining.

What are some things our parents ask us to do? Let students respond, guide if needed with the following suggestions... **clean up our toys, go to sleep, brush our teeth, get dressed, eat our supper, play nice with others, go to church services, etc.**

Ask each child a question from the following list:

_____ (insert child's name) **Should we clean up our toys when our parents ask? Yes!**

_____ (insert child's name) **Should we go to bed when our parents tell us too? Yes!**

_____ (insert child's name) **Should we brush our teeth like our mom or dad says? Yes!**

_____ (insert child's name) **Should we eat our supper and obey our parents? Yes!**

_____ (insert child's name) **Should we go to church services and follow Jesus? Yes!**

_____ (insert child's name) **Should we play nice with others as our parents want us to? Yes!**

Good job everyone, we should remember to obey or listen to our moms and dads. That makes God and Jesus and our parents very happy – just like the dad in the picture is happy because his son obeys and listens to him!

Let's think of all that our moms and dads do for us while we finish coloring. When done coloring, have them follow the directions at the bottom to trace the word "Obey" if able.

Once done, ask kids to help clean up and have each child show their creation to the rest of the class. You can sing the Clean Up Song below as you work.

Thank those students who choose to help and praise them for helping to encourage other students to want to help as well.

Clean Up Song
Clean up, clean up
Everybody everywhere!
Clean up, clean up
Everybody do your share!
Repeat

While you clean say: **The Bible says in Matthew 4:19**

“Come, follow me,” Jesus said

Let’s remember to worship God and Jesus this Sunday during worship by following Jesus and obeying our parents by sitting, listening, praying, singing and giving at church services today!

Say each child’s name and then say: **You are all big enough to follow Jesus!**

3) Optional – Mother Says – Action Game

5 minutes

Line the students up in a row so that they can all see you and have enough space to move their hands and feet without hitting anyone beside them.

Say to the students: **We are going to play a game about listening to our mothers. I want you to follow and do what I say.** When I say, **“Mother says”, I want you to do what she says, ok?”** The idea is you ask the students to do different things that would show honor to their mom.

Ready? Everyone quiet and listen.....good job...

Here are some ideas to get started, you can add your own as well.

- Mother says clean your room (pretend to clean)
- Mother says go to bed (lay down and pretend to fall asleep)
- Mother says do your homework (pretend to do homework)
- Mother says help your mother (act like they are helping mom with something)
- Mother says stand up straight (practice good posture)
- Mother says eat your supper before dessert (pretend to eat)
- Mother says brush your teeth (pretend to brush teeth)
- Mother says give a hug (pretend to hug)
- Mother says say thank you (say thank you)
- Mother says say I love you (say I love you)

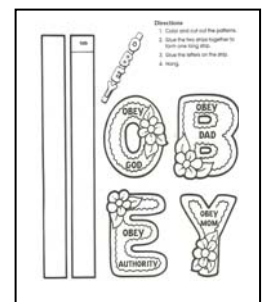
Thank class for playing and then have them sit at the table for the next activity.

4) I Will Obey Banner

10-15 minutes

Before class: Cut out the patterns for those students too young to cut with scissors on their own. One set of letters and two strips of paper per student.

During class: Hand out patterns to each student along with crayons. Say: **We are going to decorate and make a special banner to remind us to obey Jesus and our parents. We need to color these pieces – the pieces are letters from the alphabet – they are the letters “O” “B” “E” “Y”. They spell “OBEY” just like we should obey God, Jesus and our moms and dads. Let’s color the letters nice and special and then we will glue them to the strips of paper to make a special banner.**



As students color say: **We follow Jesus when we go to church services every Sunday! Remember following Jesus means obeying and listening to what He says. Jesus and God say we need to come to church services and worship God. Worship means to give honor, praise and obedience to God. We come to church services to sit and listen to the Bible, sing, pray, and give. Let's make sure that when we are worshiping God and Jesus today that we sit quietly in services and listen, sing, pray and give! Then we will be obeying our moms, dads, God and Jesus!**

What are some other ways we can obey and listen to our parents? Let students respond.

When students are done coloring, glue the strips together and then glue the letters onto the strips.

Ask students to help clean up when finished before moving on.

5) Optional – Father Says – Action Game

5 minutes

Line the students up in a row so that they can all see you and have enough space to move their hands and feet without hitting anyone beside them.

Say to the students: **We are going to play a game about listening to our fathers. I want you to follow and do what I say.** When I say, **“Father says”, I want you to do what he says, ok?”** The idea is you ask the students to do different things that would show honor to their father.

Ready? Everyone quiet and listen.....good job...

Here are some ideas to get started, you can add your own as well.

- Father says put your toys away (pretend to clean)
- Father says go to bed (lay down and pretend to fall asleep)
- Father says put on your socks (pretend to put on socks)
- Father says help your mother (act like they are helping mom with something)
- Father says stand up straight (practice good posture)
- Father says eat your supper before desert (pretend to eat)
- Father says brush your teeth (pretend to brush teeth)
- Father says give a hug (pretend to hug)
- Father says say thank you (say thank you)
- Father says say I love you (say I love you)

Thank class for playing and then have them sit at the table for the next activity.

6) Optional: Who Do We Obey Poster Activity

5 minutes

Before class bring the “Whom do we Obey?” Poster that you made from lesson 2 – if you did. Or go back to lesson two and see instructions for how to make poster if you choose to do this activity now.

During Class: Have students sit around table or on mats in a circle facing you and the poster. Open the poster to the first picture – the picture of the dad. Say: **This is dad. Dad says, ‘Come in and take your nap.’ If we come right in and obey and take our nap – we are obeying our father. That is what God tells us to do in His book the Bible. God wants us to obey fathers.**



Open the poster to the picture of the mother. Say: **This is mom. If mommy says, 'Please pick up all your toys.' What will you do? Yes, you will do what she says. God tells us to obey our moms.**

Continue with the teacher, the police person then go to the Bible and say:

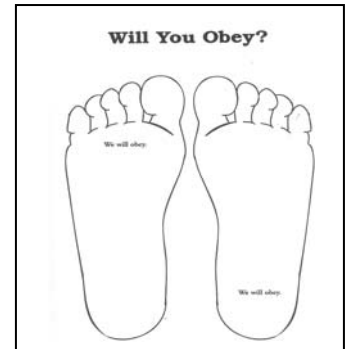
This is the Bible. The Bible tells us things to do like mom and dad do. We listen to our moms and dads and teachers and police people, but most important of all, we need to obey what the Bible says. It is God's book. That makes God and Jesus happy when we obey and listen to them and the Bible. It makes our moms and dads and teachers happy too!

Thank students for sitting quiet and listening and then go on to the next activity.

7) Optional: I Will Obey Feet Action Song Game

5-10 minutes

To help us remember today that Jesus wants us to obey and that includes obeying or listening to our parents, we are all going to stand in a row (point to where you want students to stand so they can all see what you are doing and face you.) **Once we are lined up, I am going to put down this sheet of paper that has a pair of feet on it.** (Put paper down on floor where all students can see.) **I will call one of you at a time, whoever is standing nice and quiet can go first and next. When I call your name, I want you to come and stand on these feet.** (Point to paper feet). **Then we will all sing a song while one of you stands on the feet. We will take turns till everyone gets a chance to stand on the feet and have a song sung about them!**



Sing the following song while each student takes a turn standing on the feet.

Tune: Skip to My Lou – insert students name where “Emmy” name is.

Emmy, Emmy, will you obey Jesus?

Emmy says, “I will obey Jesus!”

Emmy, Emmy, will you obey mom?

Emmy says, “I will obey mom!”

Emmy, Emmy, will you obey dad?

Emmy says, “I will obey dad!”

Oh, will your feet obey?

“Yes my feet will obey

At the end say; **Do you ever have trouble obeying? If so, remember this song and remember that we will obey what Jesus says in the Bible and that makes him happy! Let's all have happy obedient feet that obey Jesus' Word – the Bible!**

8) Optional: Action Rhyme and Songs

5 minutes

Let's do some action rhymes about the Bible and Jesus and sing songs to God!

I am Jesus' Little Lamb

Tune: “Mary Had a Little Lamb”

I am Jesus' little lamb, little lamb, little lamb,
I am Jesus' little lamb and He takes care of me!
I follow Him to Bible school, Bible school, Bible school.
I follow Him to Bible school and He is glad to see me!

My Bible – Action Phrase

This is my Bible. (Palms together)
I'll open it wide. (Open hands; keep them touching.)
And see what is written inside!

Say, **“God speaks to me through the Bible. He tells me to go to church services on Sunday. I want to do what God and Jesus say. So, I obey! I do not go on Saturday, I do not go on Monday, because God tells me to go worship Him on Sunday. I obey God and Jesus and that makes them happy and me happy too!**

Did you obey God and Jesus by coming to church services on Sunday today? Yes you did! Good job – that makes God and Jesus happy when we obey His Bible!

Are you going to sing when everyone sings? Good job – that makes God and Jesus happy when we obey His Bible and worship Him.

Are you going to listen when everyone listens? Good job – that makes God and Jesus happy when we obey His Bible and worship Him.

Are you going to give when everyone gives? Good job – that makes God and Jesus happy when we obey His Bible and worship Him.

Are you going to pray when everyone prays? Good job – that makes God and Jesus happy when we obey His Bible and worship Him!

9) Optional: Read Story, “I’m Glad I’m Your Dad”

10 minutes

Attached is a folder on the disc is the book, “I’m Glad I’m Your Dad.” You can print this and read it to the children aloud or bring a laptop and flip through each page on the computer while you read the words. This is to help them understand that our fathers are happy when we obey and do nice things for them.

10) Optional: Read Story, “I’m Glad God thought of Mothers” (10 minutes)

On the disc is a folder with the book, “I’m Glad God thought of Mothers.” You can print this and read it to the children aloud or bring a laptop and flip through each page on the computer while you read the words. This is to help them understand that we should be happy that we have mothers and that we should obey our mothers and how we all have special family units thanks to God’s wonderful design!

11) Optional: Follow Jesus Action Game

5 minutes

Line the students up in a row so that they can all see you and have enough space to move their hands and feet without hitting anyone beside them.

Say to the students: **We are going to play a game about following Jesus. I want you to follow and do what I say, just like you should follow Jesus. If I say to do something, I want you to pretend to do that action. Ready? Everyone quiet and listen.....good job...**

Jesus says – time to wake up! (Pretend to be sleeping and then wake up, yawn and stretch)

Jesus says – time to brush our teeth! (Pretend to brush teeth)

Jesus says – say “Thank You God for all You give us.” (Have children say it out loud)

Jesus says – eat your breakfast (pretend to eat a meal and drink water)

Jesus says – get your Bibles! (Hand out Bibles to each child if available or if not pretend to grab a book)

Jesus says – let’s go to church services! Follow me! (Have students follow you around the room walking to church services)

Jesus says – obey your mom and dad.

Jesus says – we are here with our church family this morning. Let’s all sit down at our Sunday school table! (Have students sit at the table)

Jesus says – Let’s all sing a song (Sing song below)

I am Jesus' Little Lamb

Tune: "Mary Had a Little Lamb"

I am Jesus' little lamb, little lamb, little lamb,
I am Jesus' little lamb and He takes care of me!
I follow Him to Bible school, Bible school, Bible school.
I follow Him to Bible school and He is glad to see me!

Thank class for playing. **We all made it to worship God and Jesus! Good job everyone!** Have them sit at the table for the next activity.

12) Optional: We Can Obey our Parents When We Worship 10 minutes

Pass around dolls and Bibles and/or other things that will help children remember what they learned - that the Bible is God's Word and in it, it says we need to obey Jesus and our parents and they need to obey it by worshipping God and Jesus by coming to church services every Sunday.

Say, **"The Bible is from God. As we pretend with these Bibles and dolls let's remember that God gave us the Bible and in the Bible it says we need to worship Him and obey Him and that includes following Jesus. That is why we are all here today at services - to worship God and Jesus! Let's share our dolls and Bibles and pretend that our dolls are going to church services to read the Bible and listen and obey and learn about God. Let's practice all the things we do on Sunday using our dolls. Let's practice obey our parents as we pretend with these family of dolls too!** (Pretend they go to Sunday school class. Pretend they go to worship and sit, pray, read their Bibles, give and listen.) Talk about how happy God is when we read from His Word the Bible and obey His Word. Talk about how happy our family is when we come to Sunday school and sit, listen and obey the teacher and read from the Bible. Talk about how happy Jesus is when we follow Him to church services and sit quietly and listen and learn from the Bible. Ask students what things they remember people doing every Sunday when they are at church services.

Then while they play, open your Bible and turn to **Acts 20:7** ask students to look and listen while you read from the Bible this paraphrased version: **On the first day of the week we came together... The Bible says we should come together on the first day of the week - that is today - Sunday! We are all obeying God and Jesus by being at church services this Sunday! Good job!**

Then say to students, **"The Bible is God's Word!"**
Do the following rhyme with your Bible:

Best Book of All - Rhyme
Books, books, big and small;
What's the very best book of all?
THE BIBLE!

(Repeat several times and hold up the Bible each time)

Let students play with the dolls and books and then clean up.

13) Optional: Snack - Your choice 5-10 minutes

Before class gather snack of your choosing. Say to students: **"You've all done a great job this morning learning about God's Word - the Bible and that we need to worship God and Jesus by following Jesus and obeying our parents. Let's talk about how we can obey our parents and Jesus while we eat our snack.** Hand out snacks to each child, along with a glass of milk or water to each child.

Talk about how we obey the Bible – by going to church services on Sunday, listening to our moms and dads, praying, giving, singing, listening, and reading the Bible. And that by doing these things we are following Jesus! After snack have kids clean up. Then move on to the remaining activities.

14) Sing

5-10 minutes

Have children sing songs with you, you can sing from the Fall Quarter Songs provided.

15) Close in prayer

Tell students that **we are going to pray, to pray we need to put down everything and fold our hands and bow our heads like this** (show students). **This way we can hear and listen to the prayer and when we sit quietly and focus on God – it makes God happy! We learn this in God’s Word the Bible and we need to obey God.**

First: Ask if there are prayer requests that kids want to share. Make a list. Then give the list to the assistant or read yourself.

Then Pray: **Dear God, thank you for listening when we talk to You. Thank you for Your Son Jesus, who loves us and cares for us too! Help us to remember to follow and obey Jesus every day. Help us to listen when Your Word the Bible is read to us at church services. Help us to obey and listen to our parents when they ask us to. Thank You for everyone here today and for those that couldn’t be. In Jesus’ name, Amen.**

16) Greet Parents at door

Ensure all students go to parents or if some students remain have teacher assistant help you take them to their parents.