

# Lesson 11: God is Merciful!

**Objectives:** Students will...

- 1) Define the word merciful and determine that God is merciful looking at Bible verses
- 2) Do a word search and matching game activity to help reinforce the idea
- 3) Create a "God is merciful" banner to help remember all the ways God is merciful

## **Supplies:**

### **Teacher Materials (provided in classroom)**

- Bible(s)
- Markers/Pencil Crayons/Crayons
- Pencils
- Attendance Chart
- Stickers for Attendance
- God is Merciful Memory Card Game – printed from template onto white card stock paper one set for every two students – cut out before class
- Banner Paper (11 x 17 computer copy paper or large construction paper) - one per child
- Banner Template – one per child
- Glue Sticks
- Scissors
- Chalkboard or Easel to write down ideas for all to see

### **Optional**

- God is Merciful Word Search – one per child

### **Snowflake Tissue Paper for God is Merciful Banner**

- White Tissue Paper cut into small one inch squares
- White Glue
- Pencils with flat eraser ends for using as a dipping tool

### **Dictionary – to define words that are discussed in word search, Bible verses etc.**

- Your choice of snack for children                      one per child
- Napkins for snack    one per child
- Juice or water and cup                                        one per child

## **Lesson:**

### **1) Introduction to Lesson**

**10 minutes**

As students enter welcome them and help find a chair to sit at. Thank them for coming.

Have children put a sticker beside their name for this week on their attendance chart. Once children are seated say;

**What have we learned about God so far?** (God is Love, God is worthy of praise, God is faithful, God is fair and just, God is our provider) **Today we are going to learn that God is also merciful.**

### **WHAT IS Mercy?**

**Can anyone tell me what mercy is? Raise your hand if you know.** (Encourage children to raise hands and tell you what they think mercy is. Examples may be – forgiving someone, being nice to someone, etc.

**The word mercy means being treated with love and forgiveness, even though you've done something wrong. In the case of God it means that God treats us with love and forgiveness even though we have done wrong. God is merciful! He does not punish us as our sins deserve. Even though we deserve to be punished, He instead treats us with love.**

**The Bible says there are consequences to our sin. Let's see what Romans 6:23 says. Turn to your Bibles and let's read together:**

**Romans 6:23**

**For the wages of sin is death, but the gift of God is eternal life in Christ Jesus our Lord.**

**God says that what we earn and deserve because of our sins is death. He's talking about something more than your body dying. He's talking about being separated from Him forever.**

**But instead of us earning death or separation from God, God sent His only Son to die a horrible death on a cross so that the penalty for our sins would be paid and we could have our sins forgiven! God's mercy is so amazing.**

**Remember mercy means to not get the punishment you deserve. We all deserve to be punished for our sins, but God says if we follow and obey Him and Jesus – He will forgive us our sins instead!**

**Who do you think would be the hardest person for you to give mercy to?  
Someone who is mean to you? Someone who lies to you? Someone who deliberately breaks something of yours?**

**Why is it hard to give that person mercy? (Allow students to respond)**

**Let's read what Romans 3:23 has to say about mercy:**

**Romans 3:23**

**For all have sinned and fall short of the glory of God**

**Do you think you need God's mercy?**

**Why?**

**Is there anyone who does not need God's mercy? Why or why not? (We all need God's mercy because we all sin.)**

**How does knowing that God is merciful make you feel about Him?**

**What does this mean for us? It means:**

- 1) Despite our mistakes and crimes, God will not treat us as we deserve.**
- 2) God does not turn His back on us when we fail, even though friends and loved ones often do.**
- 3) God is not harsh and critical in His dealing with us, but treats us with loving kindness.**


**Any questions? Now let's learn more about how God is merciful!**

## 2) God is Merciful Memory Game

10-20 minutes

Before class print a copy of the memory game template onto white card stock paper. And cut out each card. Make sure you have one set for every two students.

At class lay the cards all face down mixing them all up. Tell the children, **"We are going to play a memory game to help us remember all the words that are associated with God being merciful. Because of God's LOVE for us, He grants us MERCY (FAVOR). He FORGIVES our sins even though we don't deserve it. Because of His mercy, He gives us BLESSINGS and shows COMPASSION on us. God loves us so much that He PARDONED us which means He set us free by taking our punishment on Himself. We can experience COMFORT and PEACE because of God's mercy on us! Each of us is going to take a turn. Your job is to:**



Turn one card over and then turn the second card over. If it is a match, keep the cards and continue trying to make matches. If it is not a match, turn them both over again. It is now the next person's turn. The object is to get as many matches as possible. Whoever gets the most matches wins.

Put students into pairs so they can play the game, hand out one set to every two students.

At the end of the game please remind students that **because of God's LOVE for us, He grants us MERCY (FAVOR). He FORGIVES our sins even though we don't deserve it. Because of His mercy, He gives us BLESSINGS and shows COMPASSION on us. God loves us so much that He PARDONED us which means He set us free by taking our punishment on Himself. We can experience COMFORT and PEACE because of God's mercy on us!**

## 3) God is Merciful - Story from the Bible

10 minutes

Jesus tells a parable (a story that is told to help teach something) about a Pharisee and a tax collector. Pharisees were religious leaders. Many of them became focused on obeying rules rather than focusing on a relationship with God.

Tax collectors were considered traitors by their own people (the Jews). They worked with the Romans to collect taxes from the Jews, and many of them forced the Jews to give more than was required so that they could keep the extra for themselves. You and I would call that stealing!

Listen to what Jesus had to say about them in Luke 18:9-14. Let's get our Bibles and turn to Luke Chapter 18 Verses 9-14 and I'll ask that you follow along as I read. (Read the parable)

**Who needed God's mercy?** (Both the Pharisee and the tax collector.)

**Who received God's mercy?** (The tax collector.)

**Why did the tax collector receive mercy while the Pharisee didn't?** (The tax collector was humbled before God and recognized and admitted his sin. The Pharisee would not admit his sin and had a prideful attitude.)


**What do we need to do to receive mercy?** (Accept Jesus' payment for our sin and admit that we did something wrong.)

**We all need mercy. Because God is Merciful, there is a way to receive it - if we just ask.**

#### 4) God is Merciful Banner Craft

15-20 minutes

Hand out one piece of construction paper or large copy paper to each child for their banner. Tell kids to write their name on the back of the paper. Then hand out markers, crayons or pencil crayons along with a piece of template paper for each child. The template paper has the words "God is Merciful" written in snowflakes.



**"Each week that we study a characteristic about God we will make a banner. This will help us remember that God is many things and all of them amazing! This week we will add to our banner and make a God is Merciful page! I am**

**handing out some words you can color and cut out that say God is Merciful. You can also draw pictures of things that remind you of how God forgives us and does not give us the punishment we deserve because God is merciful. Remember to fill up the whole banner with things and ways that show God is Merciful!** Hand out scissors and glue for students who want to use the template word phrase.

Help students come up with ideas such as: drawing pictures of someone getting a hug, rather than getting yelled at when they did wrong, a cross to show that Jesus died for our sins as punishment rather than us being punished.....

**Optional:** You can get white tissue paper and white glue along with pencils. Have the children cut their tissue paper into small one inch squares, then using the pencil, wrap one piece of tissue paper over the flat end of eraser and then dip the pencil with the tissue paper on it, into a small amount of white glue. Take the pencil with the tissue paper and place the tissue paper somewhere on the snowflakes, remove the pencil and you have "snow" for your snowflake. Repeat this to cover the entire snowflake around the words in snow for a fun 3-D effect.


**Go ahead and start and if you need help or have any questions feel free to ask!**

Make sure students have access to their Bibles and if necessary help them with cutting, gluing, verse look ups, or other things. Ensure kids clean up before leaving. If banners are dry kids can take them home or you can collect them and then hand them out to each child at the end with all banners the child will make stapled together to make one huge rolled up banner!

#### 5) God is Merciful Word Search

10-15 minutes

Hand out one sheet per child along with crayons or pencils. Read instructions aloud and have each child write their name somewhere on the page. Then read each word in the word search. Remind children the words can be diagonal, backwards, forwards, up or down. When the students have found all the words. Have kids tidy up before moving on to next activity. You may need to explain what some words mean, example: purify, etc.



**6) Optional – Snack: Your choice****5 minutes**

Hand out one snack along with a glass of water or juice to each child. Have a napkin for children to clean their hands. Discuss questions and examples of how God shows mercy while snacking!

**7) Close in prayer**

Thank you God for showing compassion on us even when we didn't deserve it. Help us to show mercy to someone who is difficult to love even when we don't think they deserve it. Help us to remember to be merciful because You God are merciful.

---

Thank you for serving Christ in this way!