

Preschool Fall
Lesson 12:
I Will Follow Jesus Because He Loves Me

Objectives: Students will...

- 1) Understand that we should follow Jesus because He loves us and cares for us and will do what's best for us
- 2) Do activities to emphasize that Jesus loves them

Accommodations: How will I accommodate individual needs of students?

- See Lesson 1 for Ideas

Supplies:

Teacher Materials (provided in classroom)

- Pens/Pencils
- Bible (please bring your own)
- Crayons/Pencil Crayons
- Attendance Sheets – Parking Lot from previous class – one per student
- Cars for attendance – make sure each child has 5 cars
- Tape to share
- Scissors to share (for those old enough to cut, or cut picture frames out in advance yourself)
- Jesus Loves Me Picture Frame – one per student printed on cardstock or construction paper
- String – one per student about 12 inches long
- Jesus Loves Me Maze and Draw – one per student

Depending on time choose some optional activities to do and gather supplies

- Buttons, sequins, scrap paper, ribbon pieces, etc. to decorate picture frame – enough to share
- Glue sticks to share
- I Will Obey Feet Template - one template for class to share
- Jesus Loves Me Color Page - one per student
- Play Dough – enough so each child gets some to play with
- Heart Shaped Cookie Cutters – to share (if wanting to use with play dough)
- Bibles – one per child
- Soft Ball – one per class to share
- Snack – Heart shaped strawberries - enough for each child along with a napkin and a glass of water



1) Introduction to lesson:

As students enter, welcome them and help find a chair to sit at. Thank them for coming. Take attendance (using attendance charts from previous class). Let each child put a car in their attendance parking lot for this week. Have them sit on the floor when finished (on mats if available) close together. Tell them, **“Today we are going to continue to learn what the Bible teaches about following Jesus! God and Jesus love us and we need to obey their Word – the Bible! (Hold up a Bible.) The Bible says we need to follow Jesus because He loves us very much – that is what we will talk about today!**

Say: **Following Jesus is important.**

How many of you came to church services today – raise your hand? Let students respond.

(Hopefully all will raise hands 😊)

Good job! It makes God and Jesus happy when we come to church services on Sunday! We learn that from the Bible.

The Bible also says in Ephesians 3:18 (open your Bible and read)

“...How wide and long and high and deep is the love of Jesus....”

Jesus loves us so much! Let’s all spread out our arms as wide as we can (make sure there is room for children to stretch out arms).

Jesus loves us more than we can make our arms wide!

Let’s all stretch as tall as we can (have students stretch as tall as they can)

Say: Jesus loves us longer than we can stretch our entire bodies! Let’s all jump as high as we can!
(Have students jump)

Jesus loves us higher than our highest jumps! Now let’s all bend down and touch the ground as deep as we can. Jesus loves us deeper than the deepest we can touch the ground!

Isn’t that wonderful, Jesus loves us wider, longer, higher and deeper than we can imagine. Let’s all say “Thank You God for Jesus!” (Have students repeat)

Let’s sing some songs to get us started for our class today!

If My Name is.....

If my name is _____ Jesus is my friend.

If my name is _____ Jesus is my friend.

Jesus is my friend, Jesus is my friend.

If my name is _____ Jesus is my friend.

*Fill in name of each child in the room one at a time.

Jesus loves me!

Jesus loves me! This I know,

For the Bible tells me so;

Little ones to Him belong;

They are weak, but He is strong.

Refrain:

Yes, Jesus loves me!

Yes, Jesus loves me!

Yes, Jesus loves me!

The Bible tells me so.

Jesus loves me! He who died

Heaven’s gate to open wide;

He will wash away my sin,

Let His little child come in.

God is Happy

Tune: Are You Sleeping?

God is happy. God is happy.

When we do right.

When we do right.

God is very happy.

God is very happy.

When we do right.

When we do right.

Repeat tune instead of “when we do right” fill in with different lines:

When we learn what’s right

When we pray

When we worship Him

When we sing

When we give

When we obey

Hand out one Bible to each child. Say to students. **Last time we learned that the Bible is VERY special. Do you know why? Because it is God’s! God made the Bible for us and the Bible has all of God’s Words in it for us to obey. Isn’t that wonderful? God made the Bible for each and every one of us! God and Jesus love us very much and wanted each one of us to have a Bible to read, to use and to study their wonderful Words. Jesus loves us and expects us to obey. Jesus loves us and wants us to follow Him.**

Read the following verse from your Bible:

The Bible says in Matthew 4:19

“Come, follow me,” Jesus said

Let’s remember to always follow Jesus because He loves us, cares for us and wants what is best for us. Remember the Bible says in Ephesians: “how wide and long and high and deep is the love of Jesus....”

Say each child’s name and then say: **You are all big enough to follow Jesus!**

Call each child by name and say: _____ **Jesus loves you! _____ is very good. She/he came to church services today and is following Jesus! Good job _____!**


Let’s all say “Thank you God for the Bible! Thank you God for Jesus!” Have students say it together.
Let’s all say “We Love You Jesus!” Good job!

Now let’s quietly go to the table so we can do another fun activity! (Put away small Bibles.)

2) Jesus Loves Me Picture Frame

10-15 minutes

Say: **We are going to make a special frame. It says Jesus Loves.....and then we will draw a picture of each one of us in the middle to show that Jesus loves _____** (say all names of every child in attendance.)



Hand out one frame to each child and allow them to color. Tell them to not draw or color in the circle yet because that is where they will draw a picture of themselves. After they color and decorate the frame

*Optional: have glue and sequins, buttons, ribbon, scrap paper, etc. for them to glue onto the frame.

Have them draw a picture of their face in the middle to show that Jesus loves them.

*Optional: Tape a piece of string in a loop at the back of the frame so they can hang this at home to remind them that Jesus loves them!

Read Ephesians 3:18

I am going to read from the Bible to remind us that Jesus loves us..... in Ephesians 3:18 (open your Bible and read)

“...How wide and long and high and deep is the love of Jesus....”

What are some ways we know Jesus loves us? Let students respond, guide if needed with the following suggestions... **He gives us our families, our friends, church family, He gives us love and care, we can pray to Him, He looks after us, He along with God gave us Bibles, etc.**

Ask each child a question from the following list:

Should we obey Jesus? Yes!

Should we go to church services and follow Jesus? Yes!

Does Jesus loves us? Yes!

Good job everyone, we should remember to follow Jesus because He loves us!

Once done, ask kids to help clean up and have each child show their drawing to the rest of the class. You can sing the Clean Up Song below as you work.

Thank those students who choose to help and praise them for helping to encourage other students to want to help as well.

Clean Up Song
Clean up, clean up
Everybody everywhere!
Clean up, clean up
Everybody do your share!
Repeat

While you clean say: **The Bible says in Matthew 4:19**

“Come, follow me,” Jesus said

Let’s remember to worship God and Jesus this Sunday during worship by following Jesus and obeying by sitting, listening, praying, singing and giving at church services today!

Say each child’s name and then say: **You are all big enough to follow Jesus because He loves us!**

3) Jesus Loves Me Maze and Drawing Sheet

10-15 minutes

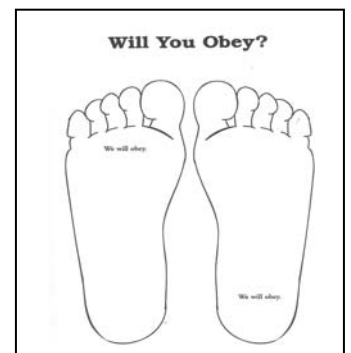
Hand out one sheet to each child and read the directions on the page. Have them do the maze. Then afterwards, have them draw a picture of people in their church family: example evangelist, teachers, friends, etc. to show another way that Jesus loves us.



4) Optional: I Will Obey Feet Action Song Game

5-10 minutes

To help us remember today that Jesus wants us to obey because He loves us, we are all going to stand in a row (point to where you want students to stand so they can all see what you are doing and face you.) **Once we are lined up, I am going to put down this sheet of paper that has a pair of feet on it.** (Put paper down on floor where all students can see.) **I will call one of you at a time, whoever is standing nice and quiet can go first and next. When I call your name, I want you to come and stand on these feet.** (Point to paper feet). **Then we will all sing a song while one of you stands on the feet. We will take turns till everyone gets a chance, if they want, to stand on the feet and have a song sung about them!**



Sing the following song while each student takes a turn standing on the feet.

Tune: Skip to My Lou – insert students name where “Emmy” name is.

**Emmy, Emmy, will you obey Jesus?
Emmy, Emmy, will you obey Jesus?
Emmy, Emmy, will you obey Jesus?
Because He loves you so?**

**Emmy says, “I will obey Jesus!”
Emmy says, “I will obey Jesus!”
Emmy says, “I will obey Jesus!”
“Because He loves me so!”**

At the end say; **Do you ever have trouble obeying? If so, remember this song and remember that we should obey what Jesus says in the Bible and that makes him happy! Let’s all have happy obedient feet that obey Jesus’ Word – the Bible because He loves us!**

5) Optional: I Will Follow Jesus Color Page

10-15 minutes

Hand out one page to each student with crayons.

As students color say: **We follow Jesus when we go to church services every**

Sunday! We follow Jesus because He asks us and because He loves us.

Remember following Jesus means obeying and listening to what He says. Jesus


and God say we need to come to church services and worship God. Worship

means to give honor, praise and obedience to God. We come to church services

to sit and listen to the Bible, sing, pray, and give. Let's make sure that when we

are worshiping God and Jesus today that we sit quietly in services and listen,

sing, pray and give! Then we will be obeying God and Jesus!



Read the following:

Matthew 9:14 Jesus said, "Let the little children come to me, and do not hinder them, for the kingdom of heaven belongs to such as these."

Talk about how in the picture Jesus is spending time with little children –just like those in this class.

You might say, "**Jesus loved the children in this picture, Jesus loves you too** _____ insert name of each child."

Ask students to help clean up when finished before moving on.

6) Optional: Action Rhyme and Songs

5 minutes

Let's do some action rhymes about the Bible and Jesus!

Action Play - The Bible Says

The Bible says, "Pray" I will obey.

(Fold hands and bow head)

The Bible says, "Listen" I will obey.

(Cup hand to ear)

The Bible says, "Give" I will obey.

(Pretend to drop money in basket)

The Bible says, "Go to church" I will obey.

(Walk fingers along arm or step feet up and down)

The Bible says, "Sing" I will obey.

(Start to sing another song – like I am Jesus'

Little Lamb)

I Have - Action Phrase

I have two eyes to see God's Word.

(Circle eyes)

I have two ears to hear it read.

(Cup ears)

I have one mouth to sing His praise.

(Point to mouth)

I have two hands to fold in prayer.

(Fold hands)

I am Jesus' Little Lamb

Tune: "Mary Had a Little Lamb"

I am Jesus' little lamb, little lamb, little lamb,

I am Jesus' little lamb and He takes care of me!

I follow Him to Bible school, Bible school, Bible school.

I follow Him to Bible school and He is glad to see me!

Say, "**God speaks to me through the Bible. He tells me to go to church services on Sunday. I want to do what God and Jesus say. So, I obey! I do not go on Saturday, I do not go on Monday, because God tells me to go worship Him on Sunday. I obey God and Jesus and that makes them happy and me happy too!**"

Did you obey God and Jesus by coming to church services on Sunday today? Yes you did! Good job – that makes God and Jesus happy when we obey His Bible!

Are you going to sing when everyone sings? Good job – that makes God and Jesus happy when we obey His Bible and worship Him.

Are you going to listen when everyone listens? Good job – that makes God and Jesus happy when we obey His Bible and worship Him.

Are you going to give when everyone gives? Good job – that makes God and Jesus happy when we obey His Bible and worship Him.

Are you going to pray when everyone prays? Good job – that makes God and Jesus happy when we obey His Bible and worship Him!

7) Optional: Follow Jesus Action Game

5 minutes

Line the students up in a row so that they can all see you and have enough space to move their hands and feet without hitting anyone beside them.

Say to the students: **We are going to play a game about following Jesus. I want you to follow and do what I say, just like you should follow Jesus. If I say to do something, I want you to pretend to do that action. Ready? Everyone quiet and listen.....good job...**

Jesus says – time to wake up! (Pretend to be sleeping and then wake up, yawn and stretch)

Jesus says – time to brush our teeth! (Pretend to brush teeth)

Jesus says – say “Thank You God for all You give us.” (Have children say it out loud)

Jesus says – eat your breakfast (pretend to eat a meal and drink water)

Jesus says – get your Bibles! (Hand out Bibles to each child if available or if not pretend to grab a book)

Jesus says – let’s go to church services! Follow me! (Have students follow you around the room walking to church services)

Jesus says – obey your mom and dad.

Jesus says – we are here with our church family this morning. Let’s all sit down at our Sunday school table! (Have students sit at the table)

Jesus says – Let’s all sing a song (Sing song below)

I am Jesus’ Little Lamb

Tune: “Mary Had a Little Lamb”

I am Jesus’ little lamb, little lamb, little lamb,

I am Jesus’ little lamb and He takes care of me!

I follow Him to Bible school, Bible school, Bible school.

I follow Him to Bible school and He is glad to see me!

Thank class for playing. **We all made it to worship God and Jesus! Good job everyone!** Have them sit at the table for the next activity.

8) Optional: Hearts to Show Jesus’ Love Play Dough

5-10 minutes

Hand out one color of play dough to each child and ask them to make pretend hearts and different things that show Jesus love for us. When finished asked the students to help put the play dough back in the containers before continuing on. (For students that have a hard time “giving up” their creation they just

made – tell them we will all take a “picture” for our minds to remember our creation. Pretend to take a picture of their play dough creation and have them do it too – then say, “Now we have a picture to remember the neat play dough creation you made! Now we can put the play dough away for next time”)

9) Optional: Roll the Ball “Jesus Loves Me” Game

5 minutes

Have students sit on the floor in a circle, or if unable – have them make a circle at the table so that when a ball is rolled on the table or floor, they can easily catch it.

Say to students: **Jesus loves us! To help us remember we are going to gently roll the ball to each other. I will roll the ball to one of you, when you catch it say ‘Jesus loves me!’ then roll the ball to someone else gently. Each of us will get a turn to roll the ball and give it to someone else. If someone catches it who already had a turn, they will pass it to someone who hasn’t ok?** Start the game by rolling the ball and saying ‘Jesus loves me!’ Encourage students to do the same. Repeat the game as many times as they are interested in playing.

10) Optional: Snack – Heart Shaped Strawberries

5-10 minutes

Before class gather strawberries and cut them in heart shapes. *Check for allergies.

Say to students: **“You’ve all done a great job this morning learning about God’s Word – the Bible and that we need to follow Jesus because He asks us and because He loves us. Let’s talk about all the ways Jesus loves us while we eat our snack.** Hand out snacks to each child, along with a glass of milk or water to each child. Also while snacking, talk about how we obey the Bible – by going to church services on Sunday, listening to our moms and dads, praying, giving, singing, listening, and reading the Bible. And that by doing these things we are following Jesus! After snack have kids clean up. Then move on to the remaining activities.



11) Sing

5-10 minutes

Have children sing songs with you, you can sing from the Fall Quarter Songs provided.

12) Close in prayer

Tell students that **we are going to pray, to pray we need to put down everything and fold our hands and bow our heads like this** (show students). **This way we can hear and listen to the prayer and when we sit quietly and focus on God – it makes God happy! We learn this in God’s Word the Bible and we need to obey God.**

First: Ask if there are prayer requests that kids want to share. Make a list. Then give the list to the assistant or read yourself.

Then Pray: **Dear God, thank you for listening when we talk to You. Thank you for Your Son Jesus, who loves us and cares for us too! Help us to remember to follow and obey Jesus every day. Help us to listen when Your Word the Bible is read to us at church services. Thank You for everyone here today and for those that couldn’t be. In Jesus’ name, Amen.**