

Preschool Winter
Lesson 12:
Jesus Helps Others

Objectives: Students will...

- 1) See that Jesus helped others and we should too! **Luke 2:52**
- 2) Do activities to reinforce the idea that we can help others just like Jesus did

Accommodations: How will I accommodate individual needs of students?

- See Lesson 1 for Ideas

Supplies: Check with coordinator to ensure supplies are ready.

Teacher Materials (provided in classroom)

- Pens/Pencils
- Bible (please bring your own)
- Crayons/Pencil Crayons
- Attendance Charts –from previous class – one per student
- Jesus Grows Activity Sheet – one per student
- I Can Help Others Too Sheet – one per student cut out before class
- Paper fastener or Brad – one per student
- Scissors for teacher to cut sheet before class

Depending on time choose some optional activities to do and gather supplies

- I Can Help Color Page – one per student
- Ways to Care Drawing Activity Sheet – one per student
- Play Dough – enough for each child
- Bibles – one per child
- Snack – Your Choice – enough for each child along with a napkin and a glass of water

1) Introduction to lesson:

As students enter, welcome them and help find a chair to sit at. Thank them for coming. Take attendance (using attendance charts from previous class). Let each child color a star in their attendance chart for this week, if a new child arrives put their name on a chart for them and let them color in a star.

Have them sit on the floor (on mats if available) close together. Tell them, **“Today we are going to talk about Jesus and the fact that as Jesus grew – He obeyed God and that included helping others. We read this in God’s Word – the Bible! (Hold up a Bible.) We will see that Jesus obeyed God by doing nice things for others. That makes God happy when we help others.**

Can anyone raise their hand and tell me some ways you help your mom or dad at home? Let students answer

Can anyone raise their hand and tell me some ways you can help your friends, brothers, sisters, or church family? Let students answer

Let’s sing some songs to get us started learning about how Jesus helped others!

Jesus is the Son of God

Tune: London Bridge

Jesus is the Son of God, Son of God, Son of God.
Jesus is the Son of God. Thank you God for Jesus!

Big Enough Song

Tune: London Bridge

I am glad I'm big enough,
Big enough, big enough,
Big enough to come to church; just like Jesus!

A Helper I Will Be!

Tune: Farmer in the Dell

A helper I will be, a helper I will be.
There's work to do, there's work to do
In my family.
I love to help my mom; I love to help my dad.
I love to help; it makes God glad.
A helper I will be.

Hand out one Bible to each child. Say to students. **We are learning that the Bible is VERY special. Do you know why? Because it is God's! God made the Bible for us and the Bible has all of God's Words in it for us to obey. Isn't that wonderful? God made the Bible for each and every one of us! God loves us very much and wanted each one of us to have a Bible to read, to use and to study His wonderful words. God loves us and expects us to obey Him. Today we are going to talk about helping others, just like Jesus did.**

Let's all say "Thank you God for our Bibles!" Have students say it together. **Let's all say "Thank you God for Jesus!"** Good job!

2) Jesus Helps Others with Jesus Grows Activity Sheet

15-20 minutes

Explain to the children, **"Jesus was helpful – that means he was kind and did things for people to help them. Just like you Jesus was growing up.**

Hand out one sheet to each child showing them how to fold the sheet in half on the long dotted line. Then fold in half again on the short dotted line. As they unfold the booklet they will see Jesus "grow" when they turn over the page. After the sheet has been folded, go through each section letting students scribble-color each section. Read it aloud as they go through it. Talk about how Jesus grew.

While they color tell them:



I am going to read from the Bible about how Jesus was helpful to others while you color. I will read Luke chapter 2.

Luke 2:52

52 And Jesus grew in wisdom and stature, and in favor with God and man.

Favor means an act performed out of good will, generosity, or mercy and to receive approval from others because of it. So Jesus did nice things to people and was kind and generous and that make people like him and be happy because of the nice things he did. Jesus was helpful and we should be too!

Ask each child a question from the following list:

_____(insert child's name) **Should we clean up our toys when our parents ask? Yes! That is being helpful**

_____ (insert child's name) **Should we go to bed when our parents tell us too?** Yes! That is being helpful

_____ (insert child's name) **Should we brush our teeth like our mom or dad says?** Yes! That is being helpful

_____ (insert child's name) **Should we eat our supper and obey our parents?** Yes! That is being helpful

_____ (insert child's name) **Should we go to church services and follow Jesus?** Yes! That is being helpful

_____ (insert child's name) **Should we play nice with others?** Yes! That is being helpful

_____ (insert child's name) **Should we help clean up and put things away?** Yes! That is being helpful

Good job everyone, we should remember to be helpful just like Jesus was. That makes God and Jesus and our parents very happy.

Now on the last part of our sheet, there is a place for you to draw a picture of you doing something nice for someone and being helpful. Think of something you can draw and do it now. There are many ways we can be helpful – we can clean up our toys, share our things, give our clothes that don't fit anymore to someone younger who needs them, we can listen to our moms and dads, we can help with chores, we can listen to our teachers, we can help in church by sitting quietly when it is time to sit and sing when it is time to sing! There are many ways we can be helpful just like Jesus!

Help students finish coloring and drawing and then put away crayons and move onto the next activity.

3) Optional: Caring Words Bean Bag Toss Game

5-10 minutes


Show your students how nice it feels to share kind, caring words with their classmates with a beanbag toss game. Ask all the kids to sit in a circle outside or in the classroom. Give them a beanbag to toss around to each other in the circle. When a child receives the beanbag, she says hello to another student in the circle and says something nice about him as she tosses the bag. The game continues until all the kids have said hello to another student and one nice thing has been said about everyone. You may want to start to give them an idea. Ex: **Hi _____ I am glad you are in my Sunday School Class! Jesus loves you and I do too!**

4) I Can Help Others Too Sheet

10-15 minutes

Before class: cut out bottom section of picture and the girl's arm at the top. Gather crayons and brads.

During class: Read the direction aloud as you hand out one picture of the girl to each student. Ask students what they see in the picture and hand out crayons to let them color. When they are done coloring have them write their name on the back of the page and then help them take the arm of the girl and put it over the sheet so that both black circles line up. Push the brad through and spread it open on the back so that the students can move the girl's arm up and down as if she is doing the dishes. Talk about how nice it is when we help our moms, dads, friends, brothers, sisters, family and church family just like Jesus did!



Ask students to help clean up before moving onto the next activity.

Thank those students who choose to help and praise them for helping to encourage other students to want to help as well. Sing the following while you clean up.

Clean Up Song

Clean up, clean up
Everybody everywhere!
Clean up, clean up
Everybody do your share!
Repeat

A Helper I Will Be!

Tune: Farmer in the Dell

A helper I will be, a helper I will be.
There's work to do, there's work to do
In my family.
I love to help my mom; I love to help my dad.
I love to help; it makes God glad.
A helper I will be.

5) Action Rhyme and Songs

5 minutes

Let's do some action rhymes about the Bible!

A Helper I Will Be!

Tune: Farmer in the Dell

A helper I will be, a helper I will be.
There's work to do, there's work to do
In my family.

I love to help my mom; I love to help my dad.
I love to help; it makes God glad.
A helper I will be.

Action Play - The Bible Says

The Bible says, "Pray" I will obey.
(Fold hands and bow head)

The Bible says, "Listen" I will obey.
(Cup hand to ear)

The Bible says, "Give" I will obey.
(Pretend to drop money in basket)

The Bible says, "Go to church" I will obey.
(Walk fingers along arm or step feet up and down)

The Bible says, "Sing" I will obey.

Action Rhyme - Here is the Bible

Here is the Bible (hold hands out with palms together like a book)
Let's open it wide (hold hands like an open book)
God speaks to us (point upward)
On the pages inside (hold hands like an open book)

Jesus Grows Up Action Rhyme

Jesus was a Little Baby
(Hold arms as if rocking a baby)

Just like me.
(Point to self)

First he was so very small.
(Squat on floor)

Then he grew to be so tall.
(Stand on tiptoes)


Very small, oh so tall
(Squat then stand)

Just like me.
(Point to self)

6) Optional: I Can Help Others Color Page

10-15 minutes


Pass around one sheet to each child. Read through it together and then discuss ways they can help as they color the pictures. Explain that we can help others by praying for them as the boy is doing in the picture as well as helping out moms and dads with chores like the bottom pictures show. Talk about how Jesus was kind and helped others and so we should too!



7) Optional: Ways to Care Drawing Sheet Activity

10-15 minutes

Hand out one sheet to each child with a pencil or crayons. Read the instructions aloud and then read each heart – have the students draw a picture of them doing an example of that activity on the space beside the heart. Example helping parent with chores – draw a picture of helping mom put the laundry away. After reading each heart and having them draw a picture for each one, talk about what they can do this week and see how many ways to care they can accomplish before the end of the week!



8) Optional: Play Dough Play Time

10-15 minutes

Hand out play dough to each student. Ask them to make things that will remind them to be helpful – maybe a toy to remind them to pick up their toys, maybe a spoon to remind them to clean up after they are done eating, maybe a teddy bear to remind them to share with others. Talk about the importance of helping others just like Jesus did as he grew up.

When done, ask students to help clean up. If any student doesn't want to destroy their "creation" have them take a pretend picture with a pretend camera so they have a copy of the creation they made to help them feel better about putting the play dough away.

9) Optional: Snack – Your choice

5-10 minutes

Before class gather snack of your choosing. Say to students: **"You've all done a great job this morning learning about God's Word – the Bible and that we need to need to help others just like Jesus does. Let's talk about how we can help others just like Jesus while we eat our snack.** Hand out snacks to each child, along with a glass of milk or water to each child.

After snack have kids clean up. Then move on to the remaining activities.

10) Sing

5-10 minutes

Have children sing songs with you, you can sing from the Song Sheet provided.

11) Close in prayer

Tell students that **we are going to pray, to pray we need to put down everything and fold our hands and bow our heads like this** (show students). **This way we can hear and listen to the prayer and when we sit quietly and focus on God – it makes God happy! We learn this in God's Word the Bible and we need to obey God.**

Ask if there are prayer requests. Remind students to fold hands and bow heads then:

Thank You God that You created the world and gave us the Bible. Thank you God that we can know what You want us to do by reading Your special Words – the Bible. Help us to remember to make You and Jesus happy by coming to worship Him every Sunday and by helping others as Jesus does. Help us to remember that it is important to obey Your Word the Bible and to obey our parents just like Jesus did too. Thank you God for sending Your Son Jesus. Thank you for the evangelists and teachers that share the good news of Jesus' and his life. Thank You God for everyone here today and for those that couldn't be. Help us to remember to be kind and helpful to our parents, friends, neighbours and church family this week. In Jesus' name, Amen.