

Lesson 2: The Prophet Elijah

Objectives: Students will...

- 1) Learn of Elijah the prophet of 1 Kings 17-19
- 2) Do activities to help reinforce the idea that we need to stand up for God and be faithful
- 3) Recognize that God is the Only True God

Accommodations: How will I accommodate individual needs of students? See Lesson 1

Supplies:

Teacher Materials (provided in classroom)

- Bible(s)
- Markers/Pencil Crayons
- Pens/Pencils
- Attendance Chart (See Template)
- Stickers for Attendance
- Lesson Review Visual Aids – one for teacher to share at the beginning of each class
- Prophets Timeline Chart – one per student to keep in class for duration of lessons
- Prophets Timeline Chart Answer Key – one for teacher
- Elijah Activity Sheets – one set per student

Optional:

- Storybook or visuals of this story to show students
(Example: *Elijah Helps the Widow* – by Arch Books)
- Elijah and the Ravens Color Page/Visual Aid – one per student if coloring



Snack: Fed by Birds Skewers

- | | |
|--|--------------------------|
| - Fruit, cheese cubes, or bread pieces | a few for each student |
| - Bird Templates – one set of birds folded | one set for each student |
| - Tape – to stick bird to toothpick | as needed |
| - Toothpicks | one per student |
| - Napkins | one per student |
| - Water/Cup | one per student |

Lesson:

1) Introduction to Lesson

5 minutes

As students enter, welcome them and help find a chair to sit at. Thank them for coming. Take attendance (using attendance chart supplied).

*Have Bibles for those who need them and Lesson Review Visual Aid Sheet to show students.

Show the lesson review visual aid sheet.

Can anyone remember what we have studied so far? Look at each picture, name what happened for the lesson we have already studied, and what we learned from that lesson.

Lesson 1: The prophets were those that spoke the word of God. They spoke to bring the people back to God and taught about Jesus. There are many prophets in the Old Testament all are important.



2) Elijah Stands up for God

20-25 minutes

Optional: Have visual aids ready to show students

Optional: Have a blank sheet of large paper or an easel with marker and while asking questions below you can play hangman with your class. (See instructions below)

Say: **Does anyone remember who is a prophet?** A person who spoke the words of God.

What was the qualifications of a true prophet? Their prophecy would have to come true and be in line and agree with what God already commanded. (For example: if a prophet said to follow after other “gods” they were not to be listened to and in fact were to be killed.)

Today we are going to study our first prophet – Elijah. Elijah prophesied during the time of the kings in 1 Kings 17. He had a tough job – trying to reach the northern divided kingdom of Israel during one of the worst kings ever!

Have students turn to **1 Kings 16:29**

Read 1 Kings 16:29 – 33

King Ahab was very, very evil. Even though the people of Israel were only to marry those who had the same belief in God, Ahab the king married Jezebel from the Sidonians and she was extremely evil as well. Poor Elijah had to stand up to two very important and evil people.

Let’s see what happens...

Read 1 Kings 17:1-6 Elijah Fed by God Through Ravens

*Show students Elijah and the Ravens Visual Aid if able

Who provided food for Elijah during the famine? God

How did God do it? By sending ravens to give him meat and bread day and night.



Read 1 Kings 17:7-16 Elijah Stays with a Widow from Sidon (a non-Jewish woman)

After the brook dried up whose house did God send Elijah to? A widow from Sidon. A non-Jewish woman.

Would you find it hard to give someone you didn’t know your last meal?

What did Elijah promise her? If you share with me, the oil and flour will not run out until the Lord sends rain and ends the famine.

Did God keep His promise? Yes!

Can we trust God’s Words? Yes!

*IF you have the Arch Books *Elijah Helps the Widow* you can choose to read that now.

Read 1 Kings 17:17-24 Elijah Raises Widow’s Son from the Dead

What happened to the widow’s son? He died, but Elijah through the power of God was able to raise him from the dead.

In verse 24, the woman said, “Now I know that you are a man of God and that the word of the LORD from your mouth is truth.” Now, this is the same lady who was told that the food would not run out and it didn’t. Yet, it took the death and raising of her son to truly believe that Elijah was from God and that God was the true God.

What does this tell us about people today? People might need more time before they truly believe in Christ, it might take more than just telling people you’re nice and that they should follow God – they might need to see your good example over and over again before they trust you and the Words of God.

Read **1 Kings 18:1-2, 17-46**


Elijah and the False Prophets of Baal

*Show Visual Aids of Elijah and the Baal Prophets if able.

Did Elijah have a choice in this story and if so, what was his choice? Yes. To stand up for God against an evil king and 450 false prophets or not to.

How was Elijah able to stand firm in his belief that God would start the fire?

God had already proven He was trustworthy – fed Elijah with ravens and the oil and bread of the widow, God listened to Elijah when Elijah prayed it wouldn’t rain, God had kept him safe all these years, etc.



The Lord showed He is God when He burned
Elijah's offering on Mt. Carmel.
- 1 Kings 18

When do we have to stand firm in our belief in God?

What choices can we make when it comes to sharing God’s will with others?

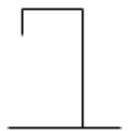
Elijah stood firm in his faith and obeyed God’s commands. Because of Elijah’s actions, the people worshipped the only true God. When we are tempted to do wrong, we also have a choice to make. We can either give in to the temptations and follow the crowd, or we can resist. Say no and stand firm in your faith!

Elijah could have gone along with the crowd and worshipped Baal like everyone else. But Elijah stood firm in his faith for God. He knew that even if he poured water over the wood, the fire would start! He knew his God was that powerful! We can know of God’s power too by reading the events in the Bible, the prophecies, miracles and eye witness testimonies that prove that God is true, faithful, and worthy to be worshiped! God is the Only True God!

***Encourage students to read 1 Kings 17-19 during the week on their own to learn more about Elijah.

Optional Hangman

We’re going to play hangman. I am going to draw a gallow (see right for image). I am going to ask you questions. Raise your hand, if you think you know the answer. If you get the question right, I don’t draw any part of the hangman, but if you don’t get the question right, I will draw a part of the hangman. If I draw the head, body, arms and legs I win, but if you can answer all the questions before I do, you win!



3) Activity Sheet

10-20 minutes

Hand out one activity sheet to each student along with a pencil. For those that want you can hand out crayons to color as well.

[illegible]

utes

5 minutes

[illegible]

Put sheets away and keep for next week.

5 minutes

How did they make God unhappy? Worshipping a false god instead of the One True God.

What was the result of them making God unhappy? The prophets were killed and proven to be false, Ahab was proved wrong and eventually told he would die for his sins. (1 Kings 21:19)

Optional questions to ask:

What did you like best about today's Bible reading?

What questions do you have about today's lesson?

I encourage you to read 2 Kings 1-5 at home this week which will prepare you for the next prophet we will learn about - Elisha.

6) Learning the Prophets Through Song

5-10 minutes

This quarter we are going to study many prophets. We are going to look specifically at prophets who spoke from the time of the divided kingdom in 1 Kings all the way to Malachi, the last book of the Old Testament.

We are going to memorize the books of the prophets. There are what are called the "Major" and "Minor" prophets. The only difference between these two categories is that the Major prophets had longer books, not that they were any more important than the prophets who wrote smaller books.

Go to the front of your Bible and find the Table of Contents. You will see a long list of books of the Bible in the Old Testament. Remember that the order in the Bible is not necessarily the order in which the prophets lived and worked. But to make it easy for us, we will learn the books in the order listed in the Bible.

Sing the Old Testament books to the tune of the Alphabet song. "Genesis, Exodus, Leviticus, Numbers" (A,B,C,D,E,F,G)... you will have to repeat the alphabet tune twice to get through all the books.

When you get to Song of Solomon, that is when the alphabet tune starts again, that is where you will start each week, even though Song of Solomon is not a prophet book.

Song of Solomon, Isaiah, Jeremiah, Lamentations, Ezekiel, Daniel, Hosea, Joel, Amos, Obadiah, Jonah, Micah, Nahum, Habakkuk, Zephaniah, Haggai, Zechariah, and Malachi.

Repeat this section 2 times each week as a way to practice learning. Encourage students to practice at home as well. You may even decide to offer a prize or praise for each student who can recite all the books of the prophets from memory as you go through the quarter.

Point out to students that Lamentations is a book of sadness that Jeremiah wrote concerning the fall of Jerusalem. All the other names after the book Song of Solomon, are a name of one of the prophets we will be looking at this quarter.

7) Optional: Memory Verse

2-5 minutes

For this quarter, each week have the students go to **Hebrews 1:1-2** in their Bibles and read the verse allowed as a class 2 times. Other options include:

- You saying a word and having them repeat it as you go through the verse
- Have students repeat a small phrase ex: "God, who at various times" a few times before working on the next phrase.
- Have students repeat after each other

- Ask students to think of hand gestures. Ex: Point up when you say “GOD”, point to their mouths when they say “SPOKE”, etc. and then go through verses as a class with gestures.


Hebrews 1:1-2

God, who at various times and in various ways spoke in time past to the fathers by the prophets, ² has in these last days spoken to us by His Son, whom He has appointed heir of all things, through whom also He made the worlds.

8) Optional – Snack: Fruit, cheese cubes, or bread pieces (Fed by the Birds) 5 minutes


***Before Class: Cut out bird templates** – one per student.

Fold at the beak and tape the bird to the top of a toothpick so each child has a little bird to pick up their snacks.



Hand out a few pieces to each student, ensuring you check for allergies first. Say, **this snack is to remind us that God cared for Elijah by feeding him what? Raise your hand if you remember?** Bread and meat by the ravens and water from the brook. **You can eat your snack today the same way.... Sort of. You can use the bird skewer to pick up a piece of your snack and eat it to remind us all that God can provide for us – Just like He provided for Elijah.**

Provide a napkin for children to clean their hands if needed. Review with students by asking them questions from the lesson again and discuss any questions they have while snacking. What did they like best about today’s Bible reading? What questions do they have about today’s lesson?



9) Close in prayer

*If desired, ask the children if they have any prayer requests and write them down to help you remember. Then ask all children to bow their heads and fold their hands to pray.

Thank You Lord for all You provide us. Thank You for Your Son who has given us Your complete Words and will through the Bible. Forgive us when we sin and help us to learn Your words by looking in the Bible. Help us to take the time to devote and dedicate our lives to You, as the prophets did, eager to share Your word with others, for You are worthy, good, awesome and loving towards us. Give us wisdom Lord so we can serve others and You, even now at our young age. Pray for those who could not be here today, and pray for those here who have special issues in their life. Be with them, guide, comfort, and bless them. Help us to be like Elijah – standing up for You and making the right choices this week. In Jesus’ name, amen.