

Lesson 2: I Will Love God (1st Commandment)

Objectives: Students will...

- 1) Learn that God wants us to love Him completely by studying Matthew 22:36-38 & Mark 12:28-30
- 2) Understand the benefits of putting God first; John 3:16-17, 15:5, Philippians 4:19, Romans 8:31
- 3) Determine different ways we can show our love for and to God.

Accommodations: How will I accommodate individual needs of students? See Lesson 1

Supplies:

Teacher Materials (provided in classroom)

- Bible(s)
- Markers/Pencil Crayons
- Pens/Pencils
- Attendance Chart (See Template)
- Stickers for Attendance
- Lesson Review Visual Aids – one for teacher to share at the beginning of each class
- Put God First Activity Sheets – one set per student
- Large Easel or Piece of Paper – one for class to share
- Marker – to share

Optional:

- Masking Tape – for teacher

Snack:

- Heart-shaped Fruit (like strawberries) a few for each student
- Napkins one per student
- Water/Cup one per student



Lesson:

1) Introduction to Lesson

5 minutes

As students enter, welcome them and help find a chair to sit at. Thank them for coming. Take attendance (using attendance chart supplied).

*Have Bibles for those who need them and Lesson Review Visual Aid Sheet to show students.

Show the lesson review visual aid sheet.

Can anyone remember what we have studied so far? Look at the picture, name what happened for the lesson we have already studied, and what we learned from that lesson.



Lesson 1: We should stay focused on Jesus. We do so by 1) getting rid of things that stop us from focusing 2) we work in all things with Jesus in mind, and 3) we think of Jesus throughout the day.

2) I Will Love the Lord

15 minutes

Before Class: Have a large sheet of paper with a marker or an easel to use to write for the class to see.

Say: **Today we are going to focus our eyes on God. We are going to learn what the greatest commandment is and what that means for us today. Does anyone know what the greatest commandment is?** Let students answer.

Let's turn to Mark 12:28-30 and find out. Help students as needed, provide Bibles for those who do not have one. Read the verses.





Mark 12:28-30

One of the teachers of the law came and heard them debating. Noticing that Jesus had given them a good answer, he asked him, "Of all the commandments, which is the most important?"

"The most important one," answered Jesus, "is this: 'Hear, O Israel: The Lord our God, the Lord is one. Love the Lord your God with all your heart and with all your soul and with all your mind and with all your strength.'

What did Jesus say is the greatest commandment? Love the Lord our God with all our heart, soul, mind and strength.

Matthew also records this in his gospel as well.

In a row draw on the easel a large heart  , then cloud  , then caption  , and finally an arm with a big muscle  .

Point to the heart and say: **When we love God with our heart, that means we love Him with all our emotional ability and with our attitudes – It's spending time with Him in prayer, study, and meditation. It is wanting to be with Him and learn from Him. It is enjoying spending time worshiping Him and praising Him for all the good things He does for you. It is being honest to God with our feelings, fears, joys, and life. It's wanting to please God and make Him happy because He deserves it!**

Point to the cloud and inside the cloud write "soul" say: **our soul is our inner being, our spiritual side. Everyone has one but some deny it, some ignore it, and some don't understand how our soul really works because they do not learn what God wants. When we love God with all our soul, we love Him and put Him first – even before ourselves. We acknowledge our need to connect with God and that He provides us an eternal soul to be with Him forever in heaven! It is learning how to care for our souls and taking the time to do so, so we know what pleases God, what is obedience to God, and how to love God. Our bodies will decay and die, but our souls are the most important thing as that is what lives on after we die. That is what connects us with God. All animals have a mind, emotions, and strength. But only humans have a soul.**

Point to the caption and write in it "mind" say: **our mind is how and what we think. What do we fill our mind with? Do we focus on God? Do we renew our mind daily and dedicate our thoughts and attitudes toward pleasing God? It is concentrating on Him and His will, purpose, Word and plans for us. It is making the effort to go to worship on Sunday, Bible lessons, saying "no" to bad things, etc.**

Point to the muscle and write in it "strength" say: **Our strength is our energy, time, effort. It requires us to take care of ourselves and get proper rest, exercise and to eat healthy so we have the strength to serve God in various ways – helping others, doing our best in school, obeying parents, studying the Bible, etc.**

If we aren't taking care of ourselves properly, then we cannot serve God properly because we won't have the strength.


What happens if you don't get a good night's sleep? Wake up with no energy, grumpy, etc.

together to find the letter you should write down on that line. Continue going until you have cracked the code!

Before we begin I am going to ask us all to look at the word search and read the words at the bottom aloud so we all know what loving words we are looking for. Then we can all start. You can start with the word search or the break the code.

When students are done, ask for a volunteer to read the break the code phrase out loud. Then help any student who made a mistake to fix it, then have them turn the page.

Read the back page aloud together. Read a verse, have them circle the benefit(s) of that verse for people who put God first and then let them draw a picture that relates to the verse. Help as needed.



Answers:

Eternal Life, Salvation

Bear Fruit – Do Good, have a purpose, be useful and beneficial to God

Our needs will all be met – food, clothing, shelter, love, care, etc.

God will be for us – take care of us, help us, protect, guide us, lead us.

4) Learning to Love God Completely Lesson Review

5 minutes

Say: **What did we learn today?** Let students answer.

How do we love God completely? With all our heart, mind, soul and strength.

What are some of the benefits of putting God first? Eternal life, salvation, God's care, bearing fruit – meaning being useful, having a purpose, finding meaning in our lives, etc.

What are some ways we can express our love for God today? Sing songs of praise, pray, serving and helping others, obeying Him, loving Jesus, forgiving others, etc.

Optional questions to ask:

What did you like best about today's Bible reading?

What questions do you have about today's lesson?

5) Optional: Hop Game

5-10 minutes

Before class gather masking tape and marker.

During class put four lines of tape on the floor in a line so that students can hop to each one (approximately 2 feet apart).

For each line write: Heart, Soul, Mind, Strength.

Say to students: **Let's line up in a row in front of the taped pieces. Can someone read the words on the tape?** Let students answer.

Remember the Scripture we have been studying today? I want you to take turns hopping from each word, saying them as you go. Starting with "I will love God with all my...heart, soul, mind, and strength!" Let each student take a turn, helping as needed, reminding them to start with the phrase "I will love God with all my..." You can let students go again if time.

6) I Will Follow Songs

5-10 minutes

If time choose songs that relate to this lesson from the "I Will Follow Songs" sheets.

7) Optional: Memory Verse

2-5 minutes

For this quarter, each week have the students go to **John 14:6** in their Bibles and read the verse allowed as a class 2 times. Other options include:

- You saying a word and having them repeat it as you go through the verse
- Have students repeat a small phrase ex: *"I am the way"* a few times before working on the next phrase.
- Have students repeat after each other
- Ask students to think of hand gestures. Ex: Point ahead when you say "the way", point to their Bibles when they say "truth", etc. and then go through verses as a class with gestures.

John 14:6

Jesus said to him, "I am the way, and the truth, and the life. No one comes to the Father except through me."

8) Optional – Snack: Heart Shaped Fruit

5 minutes

***Before Class:** Prepare fruit pieces in heart shapes. You can cut a strawberry in half from top to bottom to create two heart shape pieces.

Hand out a few pieces to each student, ensuring you check for allergies first. Say, **this snack is to remind us about our lesson today. Raise your hand if you remember what our lesson was about?** We are to love God and put Him first with all our heart, soul, mind and strength. **As we eat our snack, let's think of ways we can love God and put Him first.** Let students come up with answers. Provide a napkin for children to clean their hands if needed. Review with students by asking them questions from the lesson again and discuss any questions they have while snacking. What did they like best about today's Bible reading? What questions do they have about today's lesson?

9) Close in prayer

*If desired, ask the children if they have any prayer requests and write them down to help you remember. Then ask all children to bow their heads and fold their hands to pray.

Thank You Lord for all You provide us. Thank You for Your Son who died so we can live for eternity with You in Heaven. Forgive us when we sin and help us to learn Your words by looking in the Bible. Help us to take the time to devote and dedicate our lives to You, with all our mind, soul, heart and strength. For You are worthy, good, awesome and loving towards us. Give us wisdom Lord so we can serve others and You, even now at our young age. Pray for those who could not be here today, and pray for those here who have special issues in their life. Be with them, guide, comfort, and bless them. Help us to stay focused on Jesus and make the right choices this week. In Jesus' name, amen.