

their Bibles or raise your hand if you need one and I will hand one out to you. Then, we will look up the verse together. So what is love?

1 Corinthians 13:4-7 says,

“Love is patient, love is kind. It does not envy, it does not boast, it is not proud. It does not dishonor others, it is not self-seeking, it is not easily angered, it keeps no record of wrongs. Love does not delight in evil but rejoices with the truth. It always protects, always trusts, always hopes, always perseveres.”

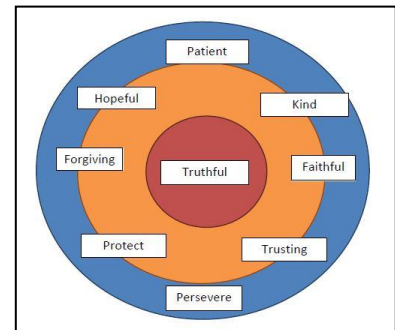
2) Love Target Game – How Can We Show Love?

10-15 minutes

What are different ways we can show love?

What is 1 Corinthians saying? We are going to play a game to find out more about this. To play the game we are going to throw rubber darts one at a time at a target. When you hit the target, you will be asked some questions based on the word you land on or land closest too. This will help us learn some of the characteristics of love.

While children are still seated, number them off one, two, three, etc. The first child gets up goes to the target and takes a turn throwing a dart at the target, whatever word they land closest to read out that definition of the word and then ask the child to describe an action that shows it – ex: Forgiving – Definition: to overlook a wrong done to you and accept an apology. Action: Forgive someone when they wreck one of my toys by accident – that is showing love! Continue until every child has at least two turns. If time you can continue until every child has had five turns or even more! For younger children, you may need to describe an event that relates to the word they landed on so they learn what the word means. Ex: Protect – to keep someone or something safe. Action: helping a friend put their toys away after you play so they can play with them again.



Below are definitions of each description used in 1 Corinthians. Print a copy of this (see templates) and place it somewhere in the room for children to see. As they land on each characteristic read out the definitions for them, or if old enough have them read it out if they wish. (Don't make children read aloud if they do not want in case they are not comfortable doing so.)

Definitions of Love:

Patient: Able to wait without becoming annoyed or anxious.

Kind: Of a friendly, generous, or warm-hearted nature. Showing sympathy or understanding

Faithful: Loyal and steadfast

Trusting: Firm reliance and belief in the integrity, ability, or character of a person or thing.

Truthful: Telling or expressing the truth. Honest

Persevere: To keep trying and working even when it may be difficult

Protect: To keep someone or something safe

Forgiving: To overlook a wrong done to you and accept an apology.

Hopeful: To maintain a belief in something good


These characteristics of love also show us the characteristics of God. Because God is love! If love is patient, kind, forgiving, truthful and trusting, so is God because God is love as we learned last week. And, thanks to God and His love we can be loving too if we follow His example! Any Questions? At the end ensure all darts are returned and things are cleaned up. Darts may be used again for a later game in the season.

3) Word Search

10-15 minutes

We are going to do a word search. I am going to hand out a sheet of paper and some crayons. Hand out the page and crayons and remind them to put their name somewhere on the page or help them if necessary. **Let's all read the words together and then we will go through the activity sheet.**

Read each word in the search and then explain to the kids that the words can found up, down, left, right, or diagonally on the word search. After go around the room helping children find the words if they are having trouble and then have them clean up before moving on.



4) Why Should We Show Love? Verses

5-10 minutes

Let's all get our Bibles now and turn almost to the end of the Bible to 1 John Chapter 4 and 5. Go through the list of things John says and ask students questions as you go through each section. **Let's start with 1 John 4:8-10 do I have a volunteer to read this? Raise your hand if you would like to read.**

1 John 4:8-10: Whoever does not LOVE does not know GOD, because GOD is LOVE. This is how GOD showed his LOVE among us: He sent his one and only SON into the world that we might live through him. This is LOVE: not that we loved GOD, but that he loved us and sent his SON as an atoning sacrifice for our sins.

According to these verses what happens to a person who does not love? They don't know God

How did God show His love for us? Sent his Son

1 John 4:12: No one has ever seen GOD; but if we LOVE one another, GOD lives in us and his LOVE is made complete in us.

What happens when we love one another? God's love is made complete in us and God can live in us spiritually – God can be apart of our lives and we can be apart of His!

Why can't we see God? He is spiritual not physical. But He DOES exist and wants to be a part of our lives!

1 John 5:2-3: This is how we know that we are children of GOD: by LOVING GOD and carrying out his commands. This is LOVE for GOD: to obey his commands.

Not only do we need to show love to people, according to this verse, who also do we need to show love too? God.

How do we become children of God? By loving Him and obeying His commands.


So why do we need to show love? Because God asks us to so we can be a part of His life and He can be a part of ours. Because God is love, He can only be with people who show love as well. We also show love because that is obeying God's command and in turn that shows our love for God and thanks God for sending Jesus to earth for our sins.

Any questions? Answer questions. If too big or difficult tell them you will think about it and get back to them. Then ask the coordinator or someone you trust in the church for help for the answer and get back to them next week. After kids are finished help them to clean up.

5) Ways to Show Love Drawing Sheet

10-15 minutes

Hand out the sheet of paper titled, "Ways to Show Love" to each child. Have them write their names somewhere on the page and hand out pencil crayons or markers. Explain to the children, **"There are different people we can show love too. Either by drawing a picture or writing down words in each box, draw ways you can show love to each group listed. We have - friends, parents, pets, teachers, and most importantly God. If you have any questions or need help raise your hands.** As kids color or write, go around the room helping them come up with ideas and see what they are doing to help them make good loving choices. When finished have kids clean up markers and papers before moving on.



6) Optional - Snack : Candy Hearts or Heart shaped Cheese Sandwiches 5 minutes

Hand out candies in the shape of hearts to remind the kids that God is love. IF you can't find that, you can use a cookie cutter and cut out cheese and two slices of bread in heart shapes and hand out to the children to build a "Love Sandwich"! Also hand out a glass of water or juice and napkin for children to clean their hands. Remind children to clean up after themselves with the napkin making sure their cups and garbage are put in the garbage and that they clean up any crumbs from the table before going on to the next activity. While they are eating review what they learned and how God is love and shows it to us every day!

7) Close in prayer

Thank God that He not only shows His love but IS love so that we can learn how to act and behave by following His and Jesus' example of perfect love. Pray that we can always remember that God loves us and is loving, so that we are never afraid to approach God in prayer and can thank God for all He does for us because of His perfect love for us. Thanks God also that He teaches us how to love and shows us the importance of loving others. Thank you God for your love!

8) Optional: Songs

Sing God is Love from Church Song Books. Lyrics are written below as well.

God is Love

Come, let us all unite to sing:

God is love!

Let Heav'n and earth their praises bring,

God is love!

Let every soul from sin awake,

Let every heart sweet music make,

And sing with us for Jesus' sake:

God is love!

Refrain

God is love! God is love!

Come let us all unite to sing that God is
love.

O tell to earth's remotest bound,

God is love!

In Christ we have redemption found,

God is love!

His blood has washed our sins away,

His Spirit turned our night to day,

And now we can rejoice to say:

God is love!

Refrain

How happy is our portion here,

God is love!

His promises our spirits cheer,

God is love!

He is our sun and shield by day,

Our help, our hope, our strength and stay;

He will be with us all the way;

God is love!

Refrain

In Canaan we will sing again:

God is love!

And this shall be our loudest strain:

God is love!

Whilst endless ages roll along,

We'll triumph with the heavenly throng

And this shall be our sweetest song:

God is love!

Refrain

Thank you for serving Christ in this way!