

# Lesson 3: The Prophet Elisha

**Objectives:** Students will...

- 1) Learn of Elisha the prophet beginning in 1 Kings 19
- 2) Do activities to help reinforce the idea that we can be bold in our requests to God and confident in His protection
- 3) Understand that God provides mentors to help us in our walk with God.

**Accommodations:** How will I accommodate individual needs of students? See Lesson 1

## Supplies:

### Teacher Materials (provided in classroom)

- Bible(s)
- Markers/Pencil Crayons
- Pens/Pencils
- Attendance Chart (See Template)
- Stickers for Attendance
- Lesson Review Visual Aids – one for teacher to share at the beginning of each class
- Prophets Timeline Chart – one per student to keep in class for duration of lessons
- Prophets Timeline Chart Answer Key – one for teacher
- Elijah Activity Sheets – one set per student

### Optional:

- Storybook or visuals of this story to show students
- Elijah and Elisha Color Page/Visual Aid – one per student if coloring
- Crossword – one per student as needed

### Snack:

- crackers or fruit pieces 8 for each student
- Napkins one per student
- Water/Cup one per student

## Lesson:

### 1) Introduction to Lesson

5 minutes

As students enter, welcome them and help find a chair to sit at. Thank them for coming. Take attendance (using attendance chart supplied).

\*Have Bibles for those who need them and Lesson Review Visual Aid Sheet to show students.

Show the lesson review visual aid sheet.

**Can anyone remember what we have studied so far? Look at each picture, name what happened for the lesson we have already studied, and what we learned from that lesson.**

**Lesson 1:** The prophets were those that spoke the word of God. They spoke to bring the people back to God and taught about Jesus. There are many prophets in the Old Testament all are important.

**Lesson 2:** Elijah was cared for by God through the ravens and widow and Elijah stood up for God when he opposed the false prophets of Baal. God is the Only True God.



## 2) Elisha Replaces Elijah

10-15 minutes

Optional: Have visual aids ready to show students

Optional: Have a blank sheet of large paper or an easel with marker and while asking questions below you can play hangman with your class. (See instructions below)

Say: **Does anyone remember who is a prophet?** A person who spoke the words of God.

**What was the qualifications of a true prophet?** Their prophecy would have to come true and be in line and agree with what God already commanded. (For example: if a prophet said to follow after other “gods” they were not to be listened to and in fact were to be killed.)

**Today we are going to study Elisha.**

**Elijah prophesied during the time of the kings in 1 Kings 17. He had a tough job – trying to reach the northern divided kingdom of Israel during one of the worst kings ever!**

**Last time, we learned Elijah was a prophet of God. God showed His power through Elijah by lighting the soaked altar with fire from heaven. What happened when the followers of Baal saw this miracle?** They fell down and cried, “The Lord—He is God! The Lord—He is God!”

**When Elijah was old, God told him to make Elisha his replacement.**

Have students turn to **1 Kings 19:15-21**

**Read 1 Kings 19:15-21**

**Who did God tell Elijah to make as his successor or next after him?** Elisha.

**How did Elisha respond?** He left all he had even getting rid of his livelihood by killing the oxen he used to plow the fields and fed the people with the meat before leaving. For him there was no turning back. He had faith in God and a willingness to leave everything to follow God.

**What can we learn from Elisha’s response?** We need to be willing to leave everything to follow God. It might not be so severe as walking away from family, job, and location. But it might!

**What might we have to leave today to follow God?** Let students answer: bad friends, tv or computer shows and games, sports, etc.

**God had a plan for Elijah and Elisha. He put everything in place for Elisha to be the next prophet after Elijah. God gives us people we can watch and learn from so we can do our best with the spiritual gifts God has given us.**

**Just as Elisha learned how to be a prophet from watching Elijah, we can learn from watching others. By watching how others serve God, we learn more about ways we can serve Him. Who can you learn from today?** Guide discussion as children identify possible mentors and why they think they would be a good mentor. Help them to understand their role models in ministry and who in the church they can learn from. Example those who are encouraging, helping, kind, tell others about Jesus, help others understand the word of God, givers of gifts, money and time to support the work of the church...

**Elisha was already willing to serve God. He showed his good heart when Elijah came to him. Elisha left all to follow God, and even cooked a big meal for the people before he left using the very tools he would need for his occupation. That shows he was willing to forsake (or give up all**

**worldly things) in order to serve God. He didn't "keep" anything but was willing to share as he served.**

Read **2 Kings 2:1-14** Elisha Taken in Whirlwind

\*Show students Elijah and Elisha Visual Aids if able

**How did God take Elijah up to heaven?** God sent a chariot and horses made from fire and a whirlwind took Elijah to heaven.

**Before he was taken, what did Elisha ask Elijah to give him?** A double portion of his spirit.

**What did Elisha have to do in order to get his wish?** See Elijah as he went.

**What do you think it means when Elisha asked for a double portion?** Elisha wanted to inherit all of Elijah's gifts as a prophet times two! God honored Elisha's desire and allowed him to perform twice as many recorded miracles as Elijah. Elijah performed seven miracles and Elisha performed fourteen.

**Who has taught you the most about serving God?**



**Elisha wanted to be a faithful, bold prophet for the Lord just as Elijah had been. Did Elisha receive what he asked for?** Yes.

**After Elisha saw Elijah taken up to heaven, what did Elisha do next?** He picked up Elijah's cloak and parted the Jordan River just as Elijah had done.

**Did you know? Elijah – and Moses too – had a mountaintop visit with Jesus! Elijah appears again in the New Testament with Jesus and Moses at Christ's transfiguration. One day, like Elijah, we who follow God will all be with the Lord.**

Turn to and Read **Mark 9:2-8**

*Now after six days Jesus took Peter, James, and John, and led them up on a high mountain apart by themselves; and He was transfigured before them. <sup>3</sup> His clothes became shining, exceedingly white, like snow, such as no launderer on earth can whiten them. <sup>4</sup> And Elijah appeared to them with Moses, and they were talking with Jesus. <sup>5</sup> Then Peter answered and said to Jesus, "Rabbi, it is good for us to be here; and let us make three tabernacles: one for You, one for Moses, and one for Elijah"— <sup>6</sup> because he did not know what to say, for they were greatly afraid.*

*<sup>7</sup> And a cloud came and overshadowed them; and a voice came out of the cloud, saying, "This is My beloved Son. Hear Him!" <sup>8</sup> Suddenly, when they had looked around, they saw no one anymore, but only Jesus with themselves.*

**What does this passage say about who we listen to today?** Jesus

**So even though Elijah the prophet and Moses the Old Testament law giver were with Jesus, God told Peter and the others to listen to Jesus – not the prophets or Moses. He was showing them the coming of the New Testament which occurred and came into affect at Jesus death, burial and resurrection.**

**With our eyes on Christ, we can serve God all of our lives. Just like Elisha, we can be bold in our requests – we can ask for God to bless us with many spiritual gifts to help us serve Him more and more – wisdom, kindness, mercy, love, peace, willing hearts to serve and more.**


**What wonderful spiritual gifts can you ask God for this week?**

### 3) Activity Sheet

5 minutes

Hand out one activity sheet to each student along with crayons to color as well.

**Today we are learning about Elisha. We are going to do work on this activity sheet a little at a time as we learn about the different things Elisha did.**



**We will do the first activity on the right with the map (point to students where they need to focus) we will do the rest later but for now, we will just work on this one section "Elisha Follows Elijah".** Read the instructions aloud and have students follow the directions.

When done ask them to put their crayons down and return to their Bibles to learn more about Elisha.

### 4) Elisha's Life Continued

10 minutes

Read **2 Kings 4:1-7**

Elisha, the Widow and the Oil

\*Show Visual Aids if able.

**Say: Elijah died and went up to heaven in a whirlwind and Elisha took his place as God's prophet. Elisha could part a river and walk across it and clean dirty waters so people could drink from it. Elisha helped a poor woman by miraculously keeping her oil jars filled so she could support her family. He could heal the sick. Elisha's good deeds and good words brought many people back to faith in God.**



**How does this show God provides?** Let students answer. We can be confident in God's protection.

Read **2 Kings 4:8-21, 32-37**

Elisha and the Shunammite Women

\*Show Visual Aids if able.

**What happened in this account of Elisha?** He wanted to help a lady who was kind to him. This lady was not a Jew but a Shunammite who recognized Elisha as being a man of God.

**How did Elisha bless this woman for her kindness?** Said God would provide her a son.

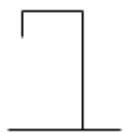
**How did God provide for Elisha?** Blessed him with someone who was willing to help him as he served God.

**How did God provide for the woman?** Blessed her with a son and then brought him back to life.



### Optional Hangman

**We're going to play hangman. I am going to draw a gallow (see right for image). I am going to ask you questions. Raise your hand, if you think you know the answer. If you get the question right, I don't draw any part of the hangman, but if you don't get the question right, I will draw a part of the hangman. If I draw the head, body, arms and legs I win, but if you can answer all the questions before I do, you win!**

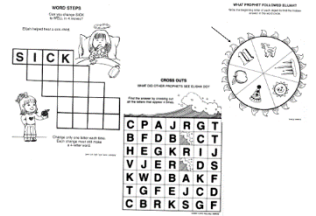


## 5) Activity Sheet

10 minutes

Hand out one activity sheet to each student along with a pencil. For those that want you can hand out crayons to color as well.

Have students do the other page of the activity sheet (leave the “drawing their favorite event of the life of Elisha” for later if time). Go through the activity sheet reading the directions and let the students pick which activities they would like to work on. Help as needed. Tell them we will only have a few minutes to work on these so they may not finish them all, but if time you will continue later on in the lesson.



Make sure you end 10-15 minutes before the end of class to ensure they do the final event of Elisha they will study today.

## 6) Elisha’s Life Continued

5-10 minutes

### Read 2 Kings 6:8-23

### Elisha, God’s Army, and Showing Kindness

\*Show Visual Aids if able.

**Who came to stop Elisha from prophesying?** The Syrian king.

**When the army came to Dothan, what did Gehazi, Elisha’s servant do?**

Panicked and cried out to Elisha.

**Why was Elisha calm (read verse 16 again)?** Because Elisha knew God and His spiritual army was protecting Elisha and would take care of Him.

**How did Elisha, through God, stop the Syrian army?** Blinded them

**Elisha took the blind army to Samaria and then asked God to open their eyes. When the king of Israel saw them, he asked if he should kill them all.**

**What was Elisha’s kind response?** No.

**Why?** Because they were in the city not fighting but as captured prisoners. It was not right to kill people who were not fighting but in a state of surrender.

**What did Elisha do?** Told the king to feed them and send them back.

**What does this powerful story tell us about God?** He will protect. He is capable, able, willing, and powerful.

**What does this story tell us about how we should treat others – even those who intended harm?** Be merciful, kind and do not repay evil for evil.



**We can be confident in God’s protection.**

\*\*\*Encourage students to read 2 Kings 1-8 during the week on their own to learn more about Elijah.

## 7) Prophets Timeline

5 minutes

Hand out one sheet to each student. You will gather them up again for later use. Read through the top part of the sheet showing the prophets of the Divided Kingdoms of Israel and Judah.

Prophets who spoke during times of the divided kingdom and what ones  
\*Dates and order are based on scriptural estimates and verses.

Divided Kingdoms	Fail of Israel	Fail of Judah	Reigned by Governors
<b>Prophets in Israel</b>	<b>Prophets in Judah</b>	<b>Prophets in Exile</b>	<b>Prophets in Exile</b>
<b>AND WHAT YEAR</b>	<b>Prophets in Israel</b>	<b>Prophets in Exile</b>	<b>Prophets in Exile</b>
<b>Prophet</b>	<b>Chronological</b>	<b>Other Works in List Order</b>	<b>Other Works in List Order</b>
Elisha - King Jeroboam II	Amos - King Jeroboam II	Haggai - King Darius I	Zechariah - King Darius I
Amos - King Jeroboam II	Haggai - King Darius I	Haggai - King Darius I	Zechariah - King Darius I
Amos - King Jeroboam II	Haggai - King Darius I	Haggai - King Darius I	Zechariah - King Darius I
Amos - King Jeroboam II	Haggai - King Darius I	Haggai - King Darius I	Zechariah - King Darius I
Amos - King Jeroboam II	Haggai - King Darius I	Haggai - King Darius I	Zechariah - King Darius I
Amos - King Jeroboam II	Haggai - King Darius I	Haggai - King Darius I	Zechariah - King Darius I
Amos - King Jeroboam II	Haggai - King Darius I	Haggai - King Darius I	Zechariah - King Darius I
Amos - King Jeroboam II	Haggai - King Darius I	Haggai - King Darius I	Zechariah - King Darius I
Amos - King Jeroboam II	Haggai - King Darius I	Haggai - King Darius I	Zechariah - King Darius I
Amos - King Jeroboam II	Haggai - King Darius I	Haggai - King Darius I	Zechariah - King Darius I
Amos - King Jeroboam II	Haggai - King Darius I	Haggai - King Darius I	Zechariah - King Darius I

Ask them:

**What did we learn last time about Elisha?** See Teacher Answer Key

**What can we fill in under Elisha for major events?** See Teacher Answer Key

**What did we see in today’s lesson about the power of God?** See Teacher Answer Key



God provides everything we need. He gives us mentors (people we can look up to and who teach us the words of God). He gives us protection (as when Elisha let Gehazi see the spiritual army God had ready to protect Elisha.) With God in our life we never need to fear. He gives us everything we need; People to help us and protection in times of need. Aren't we blessed to have such a loving, wonderful, powerful, capable God?

**Who is the next prophet on our list?** Jonah

Help students fill in or draw correct events they remember of today's account.

Put sheets away and keep for next week.

## 8) Learning from the Time of the Prophets

5 minutes

Say: **What did we learn today?** Let students answer.

**What do you think this story teaches us about God's power?** God is all-powerful. He created a chariot and horses of fire to come down from heaven to pick up Elijah. He provided protection for Elisha with God's spiritual army and giving Elisha the mentor and the power he needed to do God's will.

**Did Elijah die?** No, God took him to heaven alive.

**Do you know of another man in the Bible whom God took to heaven before death?** (Genesis 5:24 – God takes Enoch.)

**Who is in charge of death?** God is in charge of death; death has no power over God.

Optional questions to ask:

**What did you like best about today's Bible reading?**

**What questions do you have about today's lesson?**

**I encourage you to read the book of Jonah at home this week which will prepare you for the next prophet we will learn about – Jonah.**


## 9) Optional: Finish Activity Sheet

5 minutes

Have students do the final activity – drawing a picture of their favorite part of today's lesson.


**Today we are learning about Elisha. We didn't study everything that happened in his life, but we covered five major events. Can anyone raise their hand and tell me one of the five until all the events have been mentioned?**

Chosen by God through Elijah leaving his family and livelihood to follow God; saw Elijah go up to heaven and received a double portion of his spirit; provided for the widow through the miracle of the never-ending oil; helped the Shunammite woman by providing a son and then raising the son from the dead; received protection from God from the Syrian army and showed kindness to them.



## 10) Optional Crossword or Elisha/Elijah Color Page Activity Sheet

Allow students if time, to choose whether they would like to color or do a crossword. Hand out crayons and pencils as needed. Discuss questions and help as needed and able.



## 11) Learning the Prophets Through Song

5-10 minutes

This quarter we are going to study many prophets. We are going to look specifically at prophets who spoke from the time of the divided kingdom in 1 Kings all the way to Malachi, the last book of the Old Testament.

We are going to memorize the books of the prophets. Remember there are what are called the “Major” and “Minor” prophets. The only difference between these two categories is that the Major prophets had longer books, not that they were any more important than the prophets who wrote smaller books.

Go to the front of your Bible and find the Table of Contents. You will see a long list of books of the Bible in the Old Testament. Remember that the order in the Bible is not necessarily the order in which the prophets lived and worked. But to make it easy for us, we will learn the books in the order listed in the Bible.

Sing the Old Testament books to the tune of the Alphabet song. “Genesis, Exodus, Leviticus, Numbers” (A,B,C,D,E,F,G)... you will have to repeat the alphabet tune twice to get through all the books.

When you get to Song of Solomon, that is when the alphabet tune starts again, that is where you will start each week, even though Song of Solomon is not a prophet book.

**Song of Solomon, Isaiah, Jeremiah, Lamentations, Ezekiel, Daniel, Hosea, Joel, Amos, Obadiah, Jonah, Micah, Nahum, Habakkuk, Zephaniah, Haggai, Zechariah, and Malachi.**

Repeat this section 2 times each week as a way to practice learning. Encourage students to practice at home as well. You may even decide to offer a prize or praise for each student who can recite all the books of the prophets from memory as you go through the quarter.

Point out to students that Lamentations is a book of sadness that Jeremiah wrote concerning the fall of Jerusalem. All the other names after the book Song of Solomon, are a name of one of the prophets we will be looking at this quarter.

## 12) Optional: Memory Verse

2-5 minutes

For this quarter, each week have the students go to **Hebrews 1:1-2** in their Bibles and read the verse allowed as a class 2 times. Other options include:

- You saying a word and having them repeat it as you go through the verse
- Have students repeat a small phrase ex: “God, who at various times” a few times before working on the next phrase.
- Have students repeat after each other
- Ask students to think of hand gestures. Ex: Point up when you say “GOD”, point to their mouths when they say “SPOKE”, etc. and then go through verses as a class with gestures.

### **Hebrews 1:1-2**

*God, who at various times and in various ways spoke in time past to the fathers by the prophets,<sup>2</sup> has in these last days spoken to us by His Son, whom He has appointed heir of all things, through whom also He made the worlds.*

**13)****Optional – Snack:** Fruit or bread pieces (Double Portion Snack)**5 minutes**

Ensure you check for allergies first. Select one student and in front of the class offer him/her a piece of the snack. Then ask them if you should give him/her a double portion. If the student is not sure how much that is, help them figure out that one doubled is two. If they say yes, give the student another piece. Then ask if you should give another double portion. This time give the child two more. Ask one more time so that this student has eight snack pieces altogether.

Hand out 8 snack pieces each to all the other students and while doing say, **God was pleased with Elisha for asking for more, not because of the blessing it would be for Elisha to receive more but because of his desire to know and please God and be able to serve him boldly even more than Elijah had done. When we ask God for more wisdom, a serving heart, helpful hands, and praying for others, God is pleased that we are asking for these things not for ourselves, but to serve Him! Let's remember to ask God for help and boldness to serve Him every day even more than we did the day before!**

Provide a napkin for children to clean their hands if needed. Review with students by asking them questions from the lesson again and discuss any questions they have while snacking. What did they like best about today's Bible reading? What questions do they have about today's lesson? How was God's power shown?

**14)****Close in prayer**

\*If desired, ask the children if they have any prayer requests and write them down to help you remember. Then ask all children to bow their heads and fold their hands to pray.

**Thank You Lord for all You provide us. Thank You for Your Son who has given us Your complete Words and will through the Bible. Forgive us when we sin and help us to learn Your words by looking in the Bible. Help us to take the time to devote and dedicate our lives to You, as the prophets did, eager to share Your word with others, for You are worthy, good, awesome and loving towards us. Thank you for the people You provide in our lives to guide and mentor us and bring us closer to You. Thank you for Your amazing protection as shown when Elisha was protected by Your spiritual army. Give us wisdom Lord so we can serve others and You, even now at our young age. Pray for those who could not be here today, and pray for those here who have special issues in their life. Be with them, guide, comfort, and bless them. Help us to be like Elisha – being willing to ask for what we need to serve you and confident in Your protection, love and care. In Jesus' name, amen.**