

Preschool Summer
Lesson 4:
Jesus Helps Feed 5000+

Objectives: Students will...

- 1) See that Jesus helps care for the needs of people Mark 6:34-44
- 2) Learn that we can help too – just like the little boy who shared his lunch.

Accommodations: How will I accommodate individual needs of students? See Lesson 1 for ideas

Supplies: Check with coordinator to ensure supplies are ready.

Teacher Materials (provided in classroom)

- Pens/Pencils
- Bible (please bring your own)
- Crayons/Pencil Crayons
- Attendance Sheet
- Stickers – enough for each child to have one every lesson for 13 lessons
- Loaves and Fish Fans – one set per child printed on cardstock paper, cut out before
- Popsicle Sticks – two per child to attach to fans
- Scissors for teacher to cut out fans and other sticker shapes
- Glue to share
- Tape to share
- Feed 5000 Activity Sheet – one per child
- Jesus Helps Feed 5000 Folding Sheet – printed back to back – one sheet set per child
- Jesus Helps – Bread Stickers – one per child, 35 stickers per page – cut out

Optional Activities

- Storybook of this event with pictures to show kids (if available) and/or
- Jesus Helps Visual Aid
- Jesus Helps Feed 5000 Color Page
- Jesus Helps Sticker Folding Sheet – one per child printed back to back
- Feed 5000 Stickers – one set per child, 3 sets on a page, cut out before class
- Glue or tape to share
- Play dough for children to make bread, fish and baskets
- Snack –a piece of bread or crackers to share
- Napkins
- Cups with water
- Puppet to tell students the real events from the Bible

Lesson:

1) Introduction to lesson:

As students enter, welcome them and help find a chair to sit at. Thank them for coming. Take attendance (using attendance chart supplied). Write each child's name on the sheet provided. Let each child put a sticker beside their name for this week. Have them sit around the table.

While waiting for others to arrive, you can talk about food we like to eat and how back in Jesus time they ate fish and bread as meals sometimes. You can also discuss what it is like

to feel hungry – what do you feel? What sounds does your tummy make? etc..... Explain that today we will hear of how Jesus helped some people who were hungry.

Say to students, **“We’ve been learning that Jesus is a helper. He helped heal a Nobleman’s son who was sick, even though Jesus was very far away from the boy Jesus was able to heal him. We also saw that Jesus helped heal Peter’s mother-in-law who had a fever. Jesus is very helpful!”**

Today we will see that Jesus helps feed many people who had no food.

First, let’s sing a song about Jesus

Jesus Feeds 5000 Song

Tune: Have You Ever Seen a Lassie

Jesus fed five thousand, five thousand,
five thousand.
Jesus fed five thousand; as He loved
them so much.
He helped them and fed them with 2
loaves and 5 fishes.
Jesus fed five thousand and helped
them so much!

Big Enough Song

Tune: London Bridge

I am glad I’m big enough,
big enough, big enough,
Big enough to come to church; Just
like Jesus!

I am glad I’m big enough,
big enough, big enough,
Big enough to come and help; Just like
Jesus!

2) Jesus Feeds 5000+

10-15 minutes

***Optional:** If you have a puppet you can use the puppet to tell the event in the Bible.

***Optional:** if you have a book with pictures or visual aid showing this story you can show the pictures as you read from the Bible, or if you have flannel characters, etc. you can use those as visuals while reading from the Bible.

***Optional** – Hand out one fan to children before telling the story – a fish fan and a bread fan. First, cut out the fans and tape a popsicle stick to the back of each as a handle. Let students hold up each one as you say either loaves/bread or fish while you read the story below.

Turn to **Mark 6:34-44** and read from the paraphrased version below. As you read, remind the students to lift up the bread/loaves picture when you say bread or loaves. And to hold up the fish picture when they hear you say the word fish.

Jesus was travelling in a boat, when He came off of the boat he saw a large number of people waiting to listen to Him speak. Jesus loved them and wanted to help them so He began to teach them about God.

When it was evening, His followers came to Him and said, “There is no food in this area and it is late. Send the people away, so they can go into a town and buy themselves bread; (hold up picture of bread) for they have nothing to eat.”

Jesus said to them, “You give them something to eat.”

And they said to Him, “We do not have enough money to feed so many people!”

Jesus said to them, “How many loaves (hold up picture of bread) do you have? Go and see.”

A little boy had brought his lunch, it was five loaves of bread, (hold up picture of bread) **and two fish."** (hold up picture of fish)
Jesus told them to all sit down in groups on the green grass. And when He had taken the five loaves (hold up picture of bread) **and the two fish,** (hold up picture of fish) **He looked up to heaven, blessed and broke the loaves,** (hold up picture of bread) **and gave them to His disciples to set before them; and the two fish** (hold up picture of fish) **He divided among them all. So they all ate and were filled. And they took up twelve baskets full of pieces of bread** (hold up picture of bread) **and fish.** (hold up picture of fish) **Now those who had eaten the loaves** (hold up picture of bread) **were more than five thousand men.**

Ask the following questions:

If someone asks you for food – do you normally give them some? Allow students to answer.

Should we share when someone asks us for something? Yes

The little boy in the story shared his lunch, was he being helpful? Yes

Jesus was helpful too, He took the small lunch the boy gave and turned it into enough food to feed over 5000 men, not including all the woman and children that were there. That was a miracle – something special that only Jesus can do. But, just like the little boy we need to remember that we can be helpful to in our own way by sharing our things, when we have extra toys, food, clothes, or anything that can help someone else – we need to remember to share them and not keep it for only ourselves.

The little boy was a helper and so was Jesus!

If children are enjoying this story time, you can read the story again and have them hold up the fans as you tell it.

Sing:

Jesus Feeds 5000 Song

Tune: Have You Ever Seen a Lassie

Jesus fed five thousand, five thousand,
five thousand.

Jesus fed five thousand; as He loved
them so much.

He helped them and fed them with 2
loaves and 5 fishes.

Jesus fed five thousand and helped
them so much!

A Helper I Will Be!

Tune: Farmer in the Dell

A helper I will be, a helper I will be.
There's work to do, there's work to do
In my family.

I love to help my mom; I love to help my dad.
I love to help; it makes God glad.
A helper I will be.


3) Jesus Helps Feed 5000 Folding Sheet and Sticker

15 minutes

Before class cut out one bread sticker per child and print the folding sticker sheet back to back so there is one piece of paper with two pictures on either side, gather tape or glue.

During class: Hand out one page to each child with crayons.

The goal is to help the children share their crayons – if possible put a



pile in the middle so that they all have to share them. You may have to encourage or explain to some students who may want to “grab” more crayons than they need why it is important to only take what you need and be willing to share with others as that makes God and others happy. Just like the little boy shared his lunch, we should share our crayons.

Remind students while they color: **Sharing is important. When someone asks us for something and we have some, we should share. That’s a way we can help others. Just like the crayons we have here – we need to all share them and pass them around so everyone can have a chance to color with the crayons they would like to use. We have toys at our home, food that our moms or dads make us and lots of clothes to wear. We need to be willing to help others by sharing our food, clothes, and toys with our brothers and sisters and other children in need to show we care. What are some things you can share with your family? Let students answer. What are some things you have had someone share with you? Let students answer.**

Great job everyone for coloring nice and answering questions and being willing to share your things with others.


Now, I am going to show you how to fold the picture so we can see the little boy and Jesus helping feed others. (Show them how to fold the page and let them color the other side) When done, hand out one bread sticker to each child with some tape or glue and let them stick the sticker on the spot marked with an “x”.

When finished, ask students to help clean up crayons and glue before moving onto the next activity.

4) Optional: Jesus Helps Action Game

10 minutes

Before class print out one copy of fish and loaves fan pictures and gather tape. Tape the fish picture on one wall and the loaves picture on another wall.




Gather children around and tell them that one at a time they are going to take turns, when you call the child by name – you will then say either “Fish” or “Loaves”. Make sure children are in a clear area so they can run without stumbling over things. That child will then run to the picture of the word you said. If they run to the right spot praise them, if not, show them the right place to go. Have them return to the end of the line so the next child can go. Let each child take a turn and then if time and if they are having fun – play the game again.

5) Feed 5000 Activity Sheet

15-25 minutes

Hand out one sheet per child with crayons. Read each section of the page and have children follow along as you circle the correct number of fish and bread in the baskets, trace numbers, count the baskets, and color the bread and fish that look the same.



6) Jesus Helps and So Can I Action Game

10 minutes

Line the students up in a row so that they can all see you and have enough space to move their hands and feet without hitting anyone beside them.

Say to the students: **We are going to play a game about being a helper like Jesus. I want you to follow and do what I say. When I say, "Jesus says", I want you to do what He would tell you to, ok?"**

Ready? Everyone quiet and listen.....good job...

Here are some ideas to get started, you can add your own as well.

- Jesus says hand out bread (pretend to hand out bread)
- Jesus says hand out fish (pretend to hand out fish)
- Jesus says share your lunch (pretend to share your lunch)
- Jesus says eat the bread and fish (pretend to eat)
- Jesus says "Follow me" (have students follow you marching around)
- Jesus says go to church (pretend to go to church)
- Jesus says put your toys away (pretend to clean)
- Jesus says go to bed (lay down and pretend to fall asleep)
- Jesus says help your mother (pretend to help mom with something)
- Jesus says say your prayers (practice saying prayers)
- Jesus says eat your supper before desert (pretend to eat)
- Jesus says obey your parents (pretend to listen to parents)
- Jesus says give a hug (pretend to hug)
- Jesus says - say thank you (say thank you)
- Jesus says - say I love you (say I love you)
- Jesus says read the Bible (pretend to read the Bible)

Thank class for playing and then have them sit at the table for the next activity.

7) Optional: Play dough

5-10 minutes

Pass around play dough making sure each child gets some of one color.

Say, **"The Bible tells us that Jesus was a helper, He helped feed people who were hungry even though there was very little to share. Jesus was able to turn a little food into a lot of food because He is the Son of God. Today let's make some bread and fish and a basket to put the bread and fish in to remind us that Jesus is a helper!"**

Let students play and while they do so talk about the loving way Jesus helps us today as well – ask students to **name all the ways Jesus helps us today** (ideas include providing food, giving us families, homes, friends, church family, love, the Bible....) Next ask them **what are ways we can be helpful like Jesus?** (ideas include putting toys away when asked, listening to parents and teachers, sharing toys and other things we may have, giving on Sunday during the collection to help those in need, etc.)

Ask children to help you clean up before moving onto the next activity.

8) Optional: Jesus Helps Color Page


10-15 minutes

Hand out one sheet per child and let them color the page, discuss what they see on the page while they color.

9) Optional: Jesus Helps Sticker Sheet with Stickers

15 minutes

Before class cut out stickers with tabs, gather tape, crayons and print sticker sheet back to back so one page has a picture on both sides.



During class explain to children:

- 1) First we are going to fold the activity sheet on the dotted lines at the back page. Then allow students to color the pictures on both sides of the page, asking them what they see on each page as they color. Talk about Jesus being a helper by feeding the 5000+.
- 2) Read the words on the pages while they color.
- 3) Next, hand out the two sets of stickers to each child, help them fold the tabs back on lines A and B and forward on line C. Fold the pop out piece in half on the dotted line as well.
- 4) Attach the Jesus sticker to his silhouette and the baskets sticker matching the letter C on the first page. Allow children to move the pictures and pages back and forth to show Jesus helping feed the 5000 with the little boy's small lunch.

10) Sing

Choose songs from the Songs

11) Optional – Snack: Bread or Crackers

5 minutes

Hand out a piece of bread or some crackers to each child. Hand out a drink as well.

Explain that, **“Jesus was very helpful and fed a large group of people with only 5 loaves of bread and 2 fish. They all ate and were full and even had some left over. Let’s think about Jesus and how He helps us as we eat our snack.**

What are some things we can share? Let students answer while they eat their snack.

How can we help others? Let students answer.

Provide a napkin for children to clean their hands. Discuss any questions while snacking!

12) Close in prayer

Ask all children to bow their heads and fold their hands to pray, then say: Thank You God for the world You made and for Your Son Jesus who helps us. Help us to share and remember that sharing makes You happy and makes others happy too.

Thank you God for your Son Jesus who loves us too and thank you God for everyone here today and those who could not be here because they were sick or away. We pray you will bring us all back to Sunday school next week safely. In Jesus name, Amen.

Thank you for serving Christ in this way!