

# Lesson 4: The Life of Joseph – Joseph is in Charge of Egypt

**Objectives:** Students will...

- 1) Study Genesis Chapter 41: 39-57 Joseph becomes Pharaoh's Second-in-Command
- 2) Learn that God will be with us and reward us if we follow him – like Joseph.
- 3) Do a self-guided report card on how they are doing at serving others.
- 4) See the importance of saving and planning.

## **Supplies:**

### **Teacher Materials (provided in classroom)**

- Bible(s)
- Markers/Pencil Crayons
- Pens/Pencils
- Attendance Chart (See Template)
- Stickers for Attendance
- Service Report Card and Color Page – one per student
- Find the Grains Activity Sheet and Saving up– one per child

### **Optional:**

- Storybook of this chapter in Genesis with pictures to show kids (if available) and/or
- Flannel Display Board and characters to show the story of this chapter. (if available)

### **Snack:**

- Pretzel Sticks 8 - 10 per child
- Napkins for snack one per child
- Juice or water and cup one per child

## **Lesson:**

### **1) Introduction to Lesson**

**2-5 minutes**

As students enter, welcome them and help find a chair to sit at. Thank them for coming. Take attendance. Once children are seated say:

**What did we study last time about Joseph?** Joseph interpreted a dream for the cupbearer and baker of the king. A few years later, Pharaoh had a dream to warn of an upcoming famine and the cupbearer remembered that Joseph could interpret dreams and had Joseph interpret the dream for Pharaoh. Joseph gave a wise plan of action to help with the prediction of the upcoming famine. This plan pleased the Pharaoh and because God was with Joseph – the Pharaoh made Joseph second-in-command and he went from a lowly forgotten prisoner to the most important man in Egypt besides the Pharaoh!

### **2) Joseph Interprets a Dream for Pharaoh**

**10-15 minutes**

**Optional:** if you have a book with pictures or visuals showing this story you can show the pictures as you read from the Bible.

Ask students to turn to **Genesis 41:39-57** and read.

Discuss the following questions as a review:

**How did Pharaoh repay Joseph for explaining the dream which God allowed Joseph to interpret?** He appointed him second-in-command and gave him a wife! How things quickly changed for Joseph! God had blessed him for his years of patiently waiting in prison.

**How old was Joseph when he became the Pharaoh's next in command?** 30 years old

**What was Joseph's plan during the seven years of abundance?** Gather grain

**What did Joseph do during the famine?** Sold the grain to those who needed it

**What should we do when we are blessed with extra money if we use this Bible account as an example?** Put some of the money aside for when you might not have money. Or put some treats aside for when you don't have any treats.

**What can we do if we have a lot and someone else is in need?** Share what we have!

**How many sons did Joseph have?** Two sons.

**What were their names?** Manessah and Ephraim.

Allow for other questions before moving on.

**Joseph was very patient in prison – he was caring, patient, helpful, and he kept serving God! God rewarded him for his perseverance, patience and willingness to serve. Remember – sometimes bad things happen – but God will help us through it and has a plan for us to help us, reward us, and bless us if we are like Joseph and remain faithful!**

### 3) Service Report Card

5-10 minutes




Hand out one sheet per child along with pencil crayons. Read the title and words on the page so kids who have trouble reading know what they are to do. Remind them to put an "x" under the right answer that fits their description. Go through each area of service and make sure students put an "x" somewhere. This is personal and so they can put a hand over the answers if they would like. In the end ask them to circle the face that represents them in their serving. And remind them that this week they can pray to God and put some of these areas into practice by serving others! When done they can color the bottom of the page and you can all discuss different ways you can serve others this week!

**Service Report Card**


How do you rate yourself when it comes to serving God? Use this report card to help remind you of your job to serve others for God! Put an "x" in the right spot.

	Never	Once	3-4 Times	Weekly
I have helped people in my family without being paid				
I have helped people in my congregation without being paid				
I have helped people I don't know personally				
I have worked outside to help people				
I have helped someone to worship at Bible School				

Circle the best answer:

I think I am doing   

With God's help I can continue to look for ways to serve Him! I will do that this week!




### 4) Find the Grain and Learn about Saving Sheet

10-15 minutes

Hand out one sheet to each child with crayons. Read the instructions and help the children understand what items contain grain – things that are grains include wheat, rice, barley, oats etc. Things that would have grain would be: The crust of the pizza – wheat; cereal – wheat or oats; spaghetti – wheat; hamburger – wheat in the bun, etc.

After they have filled in the items with grain and have colored them. Read the bottom portion and have them draw or write ways they could save things like Joseph. Examples include: saving money, games, treats, etc. How they could save might be – keeping some allowance money, not eating all the candies at once, save a nice pair of clothes for church only, etc.

Have students help clean up before moving on.



**5) Optional – Snack: Pretzel Sticks****5 minutes**

Hand out pieces of pretzels enough for each child to have 6-8. Also give each child a glass of water or juice. Explain that, **“When Pharaoh had the dream, God through Joseph was able to show the meaning – there would be seven years of plenty and seven years of famine – these pretzels remind us of the grain that was in Pharaoh’s dream – they are like bundles of grain!** Provide a napkin for children to clean their hands. Discuss questions and encourage students to discuss what they learned about today’s Bible account while snacking!

**6) Optional – Songs****5 minutes**

Have children sing songs with you. Some examples:

- 1) **Old Testament Books of the Bible – Sung to the Alphabet song**
- 2) **Songs of Joseph** (See Printed Song Sheet)

**7) Close in prayer**

\*If desired, ask the children if they have any prayer requests and write them down to help you remember. Then ask all children to bow their heads and fold their hands to pray.

Thank God that He will bless us and reward us if we are faithful to Him like Joseph was! Pray that we will be like Joseph and be faithful, patient, trusting, kind and wise! Help us as we help others and help us to remember the importance of saving and sharing. Pray for those who could not be here and help us remember to call or visit those who were not here this week to encourage them.

---

**Thank you for serving Christ in this way!**