

Lesson 6: I Will Be Determined like Rooftop Friends

Objectives: Students will...

- 1) Learn that we can have faith in Jesus and because of it be determined and persistent.
- 2) Learn the account of the four friends who helped the paralyzed man from Mark 2:1-12.
- 3) Understand the importance of seeing the needs of others and being determined to help.

Accommodations: How will I accommodate individual needs of students? See Lesson 1

Supplies:

Teacher Materials (provided in classroom)

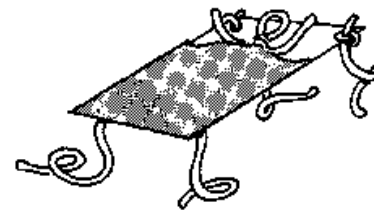
- Bible(s)
- Markers/Pencil Crayons
- Pens/Pencils
- Attendance Chart (See Template)
- Stickers for Attendance
- Lesson Review Visual Aids – one for teacher to share at the beginning of each class from lesson 2
- Rooftop Friends Visual Aids – one copy for class to share
- Large sheet of paper (either 11 x 14" or poster board) – one for teacher and for every 2-3 students
- Marker – one for teacher
- Scissors – one for teacher
- Tape or Fun Tac – enough to put paper on wall or board

Optional:

- Four Faithful Friends (Happy Day Books) – purchase online or get from library if available

Man on Mat Craft

- 4x6 File Card (or construction paper cut to size) – one per student
- Hole punch – one or two to share
- Yarn/String – 4 x 9 inch pieces per student
- Chenille Wire – 1 and ¼ piece per student
- Glue sticks – to share
- Scissors – to share
- Flannel/Fabric – one 4x6 inch piece per student



Snack:

- Graham Crackers (to represent mat) a few per student
- Napkin one per student
- Water/Cup one per student

Lesson:

1) Introduction to Lesson

5 minutes

As students enter, welcome them and help find a chair to sit at. Thank them for coming. Take attendance (using attendance chart supplied).

*Have Bibles for those who need them and Lesson Review Visual Aid Sheet to show students.

Show the lesson review visual aid sheet.

Can anyone remember what we have studied so far? Look at the picture, name what happened for the lesson we have already studied, and what we learned from that lesson.



Lesson 1: We should stay focused on Jesus. We do so by 1) getting rid of things that stop us from focusing 2) we work in all things with Jesus in mind, and 3) we think of Jesus throughout the day.

Lesson 2: We need to put God first by loving Him with all of our heart, soul, mind and strength.

Lesson 3: We need to seek God and we can do so like Jesus by taking some quiet time every day to pray.

Lesson 4: We are to love others as ourselves. Meaning we need to go out of our way to show love to others by our words, thoughts, prayers and actions.

Lesson 5: We can be brave like Esther and Mordecai who stood up and took responsibility to help others.

2) We Can Be Brave, Determined and Persistent

5-10 minutes

For the next few lessons we will look at different people in the Bible who were brave. They were true heroes. Not the pretend ones we see on T.V. but real heroes who had to make real tough decisions.

Being a true hero has nothing to do with the superheroes we see in the movies. What makes a true hero special is their character. Who they choose to be, even when it is tough to do so, or even when it is uncool, hard, or lonely. All the heroes we will study about were truly brave. They had such a deep faith and firm understanding of God and Jesus. This gave them the faith, belief, strength and power to be courageous, determined, daring, and loving.

Today we will study four friends. They were so determined because of their faith in God. Their loving, persistent care and actions led to the healing of their friend who was paralyzed and couldn't walk.

When we have faith in God we can be powerfully determined to do right too! We will also see Jesus' power in action and see another example of why it is so easy to trust and believe in Jesus. Because He has power to save and power to heal.

Words Defined:

***Ask students if they know what the word "persistent" means. Read definition to confirm.**

Persistent: continuing firmly in a course of action in spite of difficulty or opposition. To stick with something.

Ask students if they know what the word "determined" means. Read definition to confirm.

Determined: having made a firm decision and being resolved not to change it. To firmly decide.

Can you remember a time when someone helped you by being persistent, determined and loving and this enabled you to be strengthened and encouraged? Let students answer.

Last week we found heroes in a king's palace. Do you think that is the only place where heroes live? (No). Of course, heroes are everywhere and true heroes aren't heroes by themselves they have God and Jesus who are the true superheroes. Today we will see four heroes who were in Capernaum, a town in Galilee, where Jesus lived. When they heard of what Jesus could do and had a friend who needed Jesus' help, they were determined to get their friend to Jesus! A true hero is one who puts the needs of others as a priority.

3) Rooftop Friends – How to be Determined and Persistent


10-15 minutes

*Have visual aids of the four friends ready.

Have students turn to **Mark 2:1-12**. Either ask for volunteers or read yourself. Show or have someone hold up the visuals while you read.

When Jesus first talked with the man, He said his sins were forgiven. This led to people wondering what gave Jesus the right to say this since only God could forgive sins.

What was Jesus proving to the people by saying this and then actually healing the man? That Jesus is God, coming down to earth as a man to save people from their sins and give them eternal life.



Jesus as the Son of God and as God had the right and ability to forgive sins and proved it by healing the man from being paralyzed. (If students have questions about Jesus being God on earth see **Titus 2:13** – Jesus is God and Savior; **Acts 16:31, 34** – believe in Jesus = believing in God they are the same; **John 14:7** – the disciples who saw Jesus saw God.)

What did the four friends do? Made a hole in a rooftop and lowered their friend down through it so that Jesus could heal him.

What made the four friends heroes? Their determination and faith that Jesus could heal if they could bring their friend to Him. They were determined and persistent in doing the right thing.

What made Jesus a hero? Jesus is a hero because He is willing to help those in need, He is God and can forgive sins. He not only healed the man but forgave his sins – Jesus does the same for those today who truly believe and obey Him and follow His words in the Bible.

What can we learn from this story? We can learn that we should pray and seek Jesus, keeping our faith knowing that He can and will help. We can be persistent in doing good, even when there are many obstacles or problems. We can be determined not to give up.

What special power did the four friends have? Faith in God and determination and persistence because of that faith. They were aware of how they could help and were determined to help even though it took time, energy, and lots of work.

How were they persistent in sticking with something? They were determined to get their friend to Jesus knowing He was the answer regardless of the obstacles.

How can you be persistent in doing God's will? Let students answer

How can you be determined in doing God's will? Let students answer

4) Bible Verse Scramble

10 minutes

Before Class: Write Colossians 3:17 on the large sheet of paper. Cut the verse apart in phrases. For example: And whatever you do/whether in word or deed/do it all/in the name of the Lord Jesus/giving thanks/to God the Father/through Him.

Scramble the phrases and tape or fun tac them to the wall.

During Class: Tell the students that their job is to unscramble the Bible verse. Have them take their Bibles and go to **Colossians 3:17**. Hand out Bibles as needed. Read the verse aloud and then let one student at a time, go up and move one phrase to the right location then sit back down. Do this until the verse is unscrambled, then have the students read the verse aloud with you three times.

Say: **Jesus loved everyone – even people we think are unlovable. This verse teaches us to be like Jesus in whatever we do. We need to love people the way Jesus loved people. We need to be determined that whatever we do – it will glorify and bring honor to Jesus and will be helpful to us and those we meet.**

5) Determined to Help Activity

15 minutes

Before Class: Print and cut out Determined to Help Photos.

During Class: Divide your class into groups of 2-3. (Try to have an older student with younger students to help with writing). Give each group markers/pencil crayons, a large piece of construction paper or poster board, glue stick and a photo (taken from the photos provided and cut out before class).



Ask each group to:


- Glue the photo onto their paper.
- List at least 5 needs that person or group of people have. Remembering that most importantly, like the man on the mat – everyone needs their sins forgiven by Jesus. (Help students as needed.)
- When done tape the papers to the wall so all can see.
- Discuss:
How could you and I go about helping these people?
Is there anything we can do?
How can we serve them?
- Mention:
 - 1) **When helping others it is best to first ask the people what they think they need.**
 - 2) **Listen to what they say.**
 - 3) **Respect the person's need to be a part of the solution.**
 - 4) **Be a friend – friendship is something everyone needs.**
 - 5) **Remember the Bible verse Matthew 7:12, "In everything, do to others as you would have them do to you.."**

6) Optional: Man on Mat Craft

10-15 minutes

Before class: Gather 4x6 File Cards or make cards out of cardstock or construction paper – one per student. Get hole punch, scissors, yarn, chenille wire, flannel fabric, and glue sticks ready.

During Class: Explain that: **Today we are going to make a craft to show the man on the mat who, thanks to Jesus, had not only his sins forgiven, but was able to walk again.**



Mat

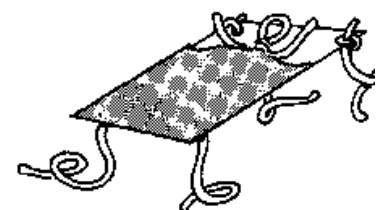
- Hand out one file card to each student and using the hole punch, get students to take turns to punch a hole in each corner of their card.
- Cut 9 inch pieces of string, four for each student and have them tie the string through each hole.

Man

- Using the image on the right demonstrate how they will make the man using a chenille wire with another piece of chenille wire cut into 4's. One fourth per student to make the man's arms.
- Shape the large piece of chenille wire in the middle to form a round, flat head (see image above).
- Twist the wire for about an inch to form the body (See image 2), Bend ends to form the legs and feet.
- Twist a shorter piece of the chenille wire (the $\frac{1}{4}$ that you cut) and twist it around the body twice and shape arms.

Blanket

- Use a piece of flannel/fabric as a blanket. Cut it 4x6 inches and glue the flannel on the mat around 3 edges only so the man can slip in the



middle at the top. Leave the narrow top part of the file card unglued so the man can fit under the blanket.

Act the Story

- Have students review the story and act out what their man did during each part of the story including coming off the mat and being able to walk!

7) Lesson Review

5 minutes

Say: **What did we learn today?** Let students answer.

Jesus not only can heal, most importantly, He can forgive sins. We all need Jesus and to bring people to Jesus we need to help them.

Think of something you would like to do for someone else and pray to God that He will help you have the determination to do it, then do it this week. What are you determined to do? Let students answer.

Think of someone you would like to talk to about Jesus. Pray to Jesus mentioning this person and ask Jesus to help you find the courage and determination to do it. How will you pray for this week? Let students answer.

What did you like best about today's Bible lesson?

What questions do you have about today's lesson?

8) I Will Follow Songs

5-10 minutes

If time choose songs that relate to this lesson from the "I Will Follow Songs" sheets.

9) Optional: Memory Verse

2-5 minutes

For this quarter, each week have the students go to **John 14:6** in their Bibles and read the verse allowed as a class 2 times. Other options include:

- You saying a word and having them repeat it as you go through the verse
- Have students repeat a small phrase ex: "*I am the way*" a few times before working on the next phrase.
- Have students repeat after each other
- Ask students to think of hand gestures. Ex: Point ahead when you say "the way", point to their Bibles when they say "truth", etc. and then go through verses as a class with gestures.

John 14:6

Jesus said to him, "I am the way, and the truth, and the life. No one comes to the Father except through me."

10) Optional - Snack: Graham Cracker Mats

5 minutes

Hand out a few pieces to each student, ensuring you check for allergies first. Say, **this snack is to remind us about our lesson today. Raise your hand if you remember what our lesson was about?** We are to love others as ourselves. We can help others and that will show them the love of Jesus. We can be determined and persistent in doing good, regardless of who or what tries to stop us.

As we eat our snack, let's think of ways we can love others and do kind things for them. Let students come up with answers.

Provide a napkin for children to clean their hands if needed. Review with students by asking them questions from the lesson again and discuss any questions they have while snacking. What did they like best about today's Bible reading? What questions do they have about today's lesson?

Today we learned that we can be brave when we are determined and persistent in doing right. Let's pray and give thanks for those in our lives who are persistent and determined to help us do right as well!

*If desired, ask the children if they have any prayer requests and write them down to help you remember. Then ask all children to bow their heads and fold their hands to pray.

Thank You Lord for all You provide us. Thank You for Your Son who died so we can live for eternity with You in Heaven. Thank You for being determined and persistent in helping us, guiding us, and being willing to forgive us when we sin. Thank You for those in our lives that are diligent and persistent in helping us be helpful, caring, loving people.

Help us to take the time to devote and dedicate our lives to You, with all our mind, soul, heart and strength. For You are worthy, good, awesome, and loving towards us. Give us wisdom Lord, so we can serve and love others and You, even now at our young age. Help us be brave and responsible. To take joy in working hard for You. Pray for those who could not be here today, and pray for those here who have special issues in their life. Be with them, guide, comfort, and bless them. Help us to stay focused on Jesus and make the right choices this week. In Jesus' name, amen.