

*Preschool Spring*  
*Lesson 6:*  
*Jesus Calls Four Fisherman to Be Friends*

**Objectives:** Students will...

- 1) Know that Jesus is our friend
- 2) See that Jesus had friends – Peter, Andrew, James and John – **Matthew 4:18-22 & John 1:35-42**
- 3) Feel happy and loved by Jesus

**Accommodations:** How will I accommodate individual needs of students?

- See Lesson 1 for ideas

---

**Supplies:** Check with coordinator to ensure supplies are ready.

**Teacher Materials (provided in classroom)**

- Pens/Pencils
- Bible (please bring your own)
- Crayons/Pencil Crayons
- Attendance Sheet
- Stickers – enough for each child to have one every lesson for 13 lessons
- Jesus Andrew and Peter Page – one per student
- Andrew and Peter People Stickers Template – one per student cut out before class
- Scissors for teacher
- Yarn – one 8 inch piece per student
- Drinking Straw – cut into one inch lengths – one small piece per student
- Tape – to share
- Jesus Calls for Friends Activity Sheets – one set printed back to back or print each and tape back to back before class
- Jesus and His Friends Popsicle Pictures – one set cut out before class
- 4 Popsicle Sticks – to tape onto backs of Popsicle pictures

**Optional Activities**

- Unbreakable Mirror – one per class to share
  - Blue Tissue Paper or Construction Paper – ripped into small pieces – one sheet to share
  - Fish Stickers – one sheet per class cut out before class – see template provided
  - Glue sticks to share
  - Toy Boats – one per child
  - Towels – one or two in case there is a spill
  - Small plastic tub
  - Water – to fill just the bottom of the tub
  - Plastic dolls for boats
- OR** Big Box with lid or top removed so students can fit inside and pretend they are in a boat or chairs lined up and paired side by side so students can sit as if sitting in a boat.
- Towels to use as “nets” for fishing
  - Snack – fish shaped crackers or cheese
  - Napkins
  - Cups with water
  - Puppet to tell students the real events from the Bible
-

## Lesson:

### 1) Introduction to lesson:

As students enter, welcome them and help find a chair to sit at. Thank them for coming. Take attendance (using attendance chart supplied). Let each child put a sticker beside their name for this week. Have them sit around the table.

\*Optional: Print and show visual aid or one of the activity sheets to students while you wait for all to arrive.

As you wait for all students to arrive, ask students:

**What do you see in the picture?**

**Who do you think Jesus is in the picture?**

**What do they think He is doing?**

**What are the men in the boat doing?**

**What are they called?**

Tell students: **Today we are going to continue to talk about Jesus. Jesus is God's Son – He is our friend and a friend to everyone who follows Him. And we will see that He asked some fishermen to be His friend too!**

**Let's sing some songs about Jesus.**

#### **If My Name is.....**

If my name is \_\_\_\_\_ Jesus is my friend.

If my name is \_\_\_\_\_ Jesus is my friend.

Jesus is my friend, Jesus is my friend.

If my name is \_\_\_\_\_ Jesus is my friend.

\*Fill in name of each child in the room one at a time.

**\*You can use a mirror to hold up to each child as you sing about them as well.**

#### **Jesus loves me!**

Jesus loves me! This I know,

For the Bible tells me so;

Little ones to Him belong;

They are weak, but He is strong.

Refrain:

Yes, Jesus loves me!

Yes, Jesus loves me!

Yes, Jesus loves me!

The Bible tells me so.

Jesus loves me! He who died

Heaven's gate to open wide;

He will wash away my sin,

Let His little child come in.


So far we talked about Jesus helping some fishermen. He helped them catch a lot of fish, He helped them by stopping a storm! Then we studied that Jesus helped a blind man to see and helped a man to walk! Today we will see that Jesus also had friends. The fishermen whom He helped catch fish became His friends. Let's read from the Bible how!

## 2) Jesus Calls for Friends and Popsicle People

10 minutes

Before Class: Print one copy of Popsicle People and cut out the 4 squares. Attach a Popsicle or craft stick to the bottom half of each square with tape to show students visuals during the telling of the account of Jesus calling His friends. Gather mirror if using, visual aid page and puppet.

\*Optional: Have a puppet to help tell the story!



Note: The story of Jesus helping the fishermen catch fish is told in Luke 5:1-11.

Which was studied in Lesson 1. In this account, Jesus had met these men before and had spent time with them, they had saw him preach and Jesus performing miracles so when he asked them to follow him, in Matthew 4:18-22 they were excited knowing He was someone they wanted to know more and someone they should follow.

Use puppet and/or Popsicle People and say:

(Hold up the picture of Jesus by Himself) **One day Jesus went for a walk by the Sea of Galilee.** (Pretend to make Jesus walk.) **He saw two brothers fishing with a big net.** (Show the picture of the two men.) **Their names were Peter (point) and Andrew (point).** **“Come follow me, Peter,” Jesus said. “Come follow me, Andrew.”** Peter and Andrew put down their fishing net and followed Jesus.

**In a little while Jesus saw two more brothers** (show picture of men in boat and Jesus on the shore). **Their names were James and John** (point as before). **They were helping their father get their nets ready to fish.** Jesus said, **“Come follow me, James. Come follow me, John.”** James and John put down their nets, and went with Jesus. (Show picture of Jesus and men sitting on beach)

(Show picture of Jesus only) **Jesus wanted to be friends with Peter and Andrew** (show Peter and Andrew). **Jesus wanted them to be with Him.** **Jesus wanted to be friends with James and John** (show James and John on boat). **Jesus wanted them to be with Him too.** (Act surprised.)

**Look, I know of more people Jesus wants to be friends with. That is all of you!** (point to each student). **The Bible tells us that Jesus wants to be your special friend too. He will always be with you if you follow Him – and we follow Him by learning about Him in Sunday school and church services.**

(Hold up mirror if you have one.) **Jesus has many friends right here in this room. I will come around and let you look at one of Jesus' s special friends.** (Hold up small mirror so each student can see him/herself. As the student looks in the mirror, ask one of the following questions:

**Which special friend of Jesus do you see? .....Yes \_\_\_\_\_(insert students name) you are a special friend of Jesus!**

**How do you feel about being Jesus' friend?** (Show a big smile) **Yes, we feel happy that Jesus is our friend!**

**Can you name a place your friend Jesus will go with you?** (Help students realize – Jesus can go to the park, home, school, Sunday school, grocery store)....**Yes, He is with us wherever we go!**

Show the pictures of visual aid/color pages.

Talk about the story and ask them what they remember as they look at the visuals.

**Who did Jesus ask to be His friends?** 4 Fishermen – Peter, Andrew, James and John

**Did they go with Jesus?** Yes

**Did they become Jesus friends?** Yes

**Are we Jesus' friends too?** Yes

**Let's all sing some songs about Jesus!**

Sing: **Jesus Love** (Action Rhyme)  
Thea Cannon

**Jesus loves all children –  
The ones still very small**  
(Use hand to indicate knee-high child.)  
**The baby in the cradle,**  
(Fold arms to form cradle and rock.)  
**The ones so big and tall.**  
(Hands reached high over head.)

From song sheet sing:  
**I Love Jesus or With Jesus in the Family**

**Thank class for singing and then have them sit at the table for the next activity.**


### 3) **Jesus Andrew and Peter Activity Sheet**

**10-15 minutes**

**Before class:** Print one sheet per student and print Andrew and Peter People from template – one picture for each student. Cut out the people template. Gather yarn, scissors, tape, drinking straw and crayons.

**During class:** Hand out one sheet per student with crayons and let them scribble color. Say, "**Jesus had already met Andrew before.**

**Andrew was so excited to meet Jesus that he went and got his brother Peter to come see Jesus too. That is why they knew who Jesus was when he asked them to follow Him. Peter was glad that his brother Andrew introduced him to Jesus. We can introduce our family and friends to Jesus too! That would make Jesus and your family and friends happy! We can invite our friends to come with us to Sunday school and our family can come to church services.**



**Let's think of ways we can invite our friends and family while we color.**

When done. Tape a piece of the drinking straw horizontally on the back of each figure of Andrew and Peter that is cut out. Do it so that once a piece of yarn is inserted through the straw – Peter and Andrew will slide back and forth from the one black circle to the other on the activity sheet.

Slip yarn through drinking straw on the back of the figure. Tape yarn to the activity sheet dots. Yarn should be taut between dots. Let students slide Andrew and Peter back and forth towards and away from Jesus. Ask students to help clean up before moving on to the next activity.

#### 4) Catching Fish Action Game

5 minutes

Line the students up in a row so that they can all see you and have enough space to move their hands and feet without hitting anyone beside them.

Say to the students: **We are going to play a game. The fishermen had to listen to Jesus when He asked them to. They obeyed and so should we. I am going to say "Fishermen and then an action word." I want you to follow and do what I say. Just like Jesus' fishermen friends were to follow Jesus and what He said to them. Ready? Everyone quiet and listen.....good job**

Fishermen – follow Jesus (pretend to have students follow you – walk or march)

Fishermen – touch your feet.

Fishermen – say "Thank You God."

Fishermen – row your boats

Fishermen – gather the fish

Fishermen – show your smiling faces

Fishermen – jump up and down

Fishermen – turn around

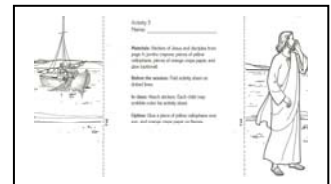
Fishermen – sit down!

**Thank class for playing and then have them sit at the table for the next activity.**

#### 5) Jesus Calls for Friends Activity Sheet

10-15 minutes

Before Class: Print both sheets back to back or tape together back to back once printed. Gather crayons and optional fish stickers, blue tissue paper, and glue sticks.



Hand out one sheet to each student. Allow student to scribble color Jesus and the men in the boat.

Fold the two lines so that when the students open the folds they see the picture of Jesus and his friends in the middle of the open folds on the other side.

Optional: Hand out stickers of fish to put on fishermen's net. Hand out small pieces of blue tissue paper and use glue sticks to glue the paper onto the water.

Let students scribble color Jesus and His friends. Ask the following while they color:

**Who did Jesus ask to be His friends?** 4 Fishermen – Peter, Andrew, James and John

**Did they go with Jesus?** Yes

**Did they become Jesus friends?** Yes

**Are we Jesus' friends too?** Yes

#### 6) Optional: Sit, Sit, Follow Action Game

5-10 minutes

Tell students:

**Just like Jesus' friends followed Him when He called. We will follow when we are called in this game.**

This is a walking variation of the game: Duck, duck, goose

\*Great to play outdoors if weather is nice. Ensure wherever they play that the area is big enough to run around safely and that the noise they make will not interrupt others.

In this game, kids sit down in a circle facing each other.

One person is "it" and walks around the circle. As they walk around, they tap people's heads and say whether they are a "duck" or a "goose". In this case we will say "sit" or "follow".

Once someone is tapped and the person tapping says "follow" the student who was sitting gets up and follows the child who is "it" around the circle (both students should walk) and back to the empty spot where they were sitting. The person who was tapping now becomes the one sitting and the one that followed becomes the new "it".

Keep playing until everyone has had a turn. Ensure that students do not pick the same people each time so that everyone gets a chance to be "it".

## 8) Optional: Action Rhymes and Songs

5-10 minutes

**Let's play a game. When you hear your name, stand up and come make a circle of Jesus' friends.** Call students one by one while singing "Jesus is my Friend" as you say the name of each student have them join you in an open space and hold hands. When they all come, walk around in a circle and then sit down.

### If My Name is.....

If my name is \_\_\_\_\_ Jesus is my friend.

If my name is \_\_\_\_\_ Jesus is my friend.

Jesus is my friend, Jesus is my friend.

If my name is \_\_\_\_\_ Jesus is my friend.

\*Fill in name of each child in the room one at a time.

### Jesus Loves (Action Rhyme)

Thea Cannon

**Jesus loves all children -**

**The ones still very small**

(Use hand to indicate knee-high child.)

**The baby in the cradle,**

(Fold arms to form cradle and rock.)

**The ones so big and tall.**

(Hands reached high over head.)

## 9) Optional: Toy Boat or Cardboard Box Boat Play Time

10-15 minutes

Hand out one toy boat to each student along with dolls if possible. You can even get a tub of water filled very low for students to put their boats in and float. Have a towel or two handy for spills. Or before class bring a large cardboard box with the lid removed so students can climb into it and pretend they are on a boat. Give them towels to use as nets and help them cast out the nets and slowly pull them back in with all the fish. If no box is available put chairs together in pairs in a line so that each student can sit on a chair as if sitting on a boat all facing the same way. Give them towels to cast their nets.

Talk about how Jesus called his friends who were fisherman and what it means to follow Jesus: to go to church services, pray, read the Bible, and obey.

**Jesus' friends used nets that looked like this (show towel) but were much larger. Let's pretend we are Jesus' fishermen friends. Peter, Andrew, James and John. Let's sail our boats and try to catch some fish. I'm sure Peter, Andrew, James and John were glad Jesus was their friend. Maybe they said, "Thank you Jesus, for being our friend." Let's thank Jesus too. Say together - Thank You Jesus, for being our special friend!**

## 10) Sing

Choose songs from the Songs Pages.

## 11) Optional - Snack: Fish shaped crackers or cheese

5 minutes

Hand out snack to each student along with a glass of water. Ask them what they remember learning in the story today that had to do with fish (as these snacks are supposed to represent). **We are going to each get some fish shaped snacks to help us remember that Jesus called the four fishermen to be His friends. Jesus is our friend too. He loves us and takes good care of us. Isn't that wonderful? Let's think about how wonderful Jesus is as we eat our snacks.**

Talk about and review the story they learned today while they snack.

After snack have kids clean up. Then move on to the remaining activities.

## 12) Close in prayer

Tell students that **we are going to pray, to pray we need to put down everything and fold our hands and bow our heads like this (show students). This way we can hear and listen to the prayer and when we sit quietly and focus on God - it makes God happy! We learn this in God's Word the Bible and we need to obey God.**

First: Ask if there are prayer requests that kids want to share. Make a list. Then give the list to the assistant or read yourself.

Second: Remind students to fold hands and bow heads then pray:

Thank You God for Jesus Your Son. Thank You God that Jesus helps us and is our special friend who loves us and will always be there for us. Thank you God for our families, our friends, our pets and our church family too. Thank You God as well that we can know that we are safe and in good hands because Jesus is our friend. Thank you God for your Son Jesus who loves us and thank you God for everyone here today and those who could not be here because they were sick or away. We pray for those who are sick that you will make them better.

We pray you will bring us all back to Sunday school next week safely.

In Jesus name, Amen.