

Lesson 6: Saul Seeks David's Life

Objectives: Students will...

- 1) Understand that God will rescue us and sustain us - 1 Samuel 18-26
- 2) Remember that we can trust in God and keep our faith even in troubled times
- 3) Do practical activity to learn the importance of using our time wisely and review being a person after God's own heart like David was.

Accommodations: How will I accommodate individual needs of students? See Lesson 1

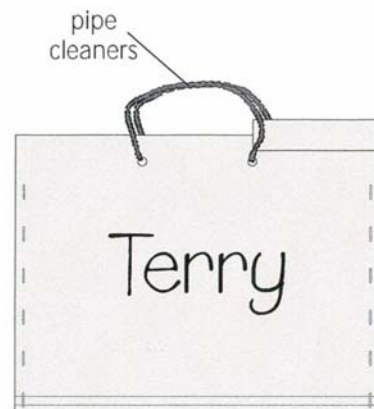
Supplies:

Teacher Materials (provided in classroom)

- Bible(s)
- Markers/Pencil Crayons
- Pens/Pencils
- Attendance Chart (See Template)
- Stickers for Attendance
- David Escapes Color Page – one per student
- Be Wise Survey Sheet – one per student
- Lesson Review Visual Aids – one for teacher from lesson 4

Carry-on Suitcase Craft

- Pipe cleaners – one per student cut in half
- File Folder (see picture on the right) – one per student
- Stapler – to share
- Hole Punch – to share
- Scissors – to share
- Glue sticks – to share
- Markers – if desired to write bible verse on “carry on”



Optional:

- Storybook or visuals of this story to show kids

Snack:

- Strawberries cut in half as a heart shape
- Napkins
- Water/Cup

enough for each student
one per student
one per student

Lesson:

1) Introduction to Lesson

5 minutes

As students enter, welcome them and help find a chair to sit at. Thank them for coming.

Take attendance (using attendance chart supplied).


*Have Bibles for those who need them and Lesson Review Visual Aid Sheet to show students

Say to students:

Can I get you to start looking for 1 Samuel now while we continue our introduction?

As a class we have been going through the Old Testament, our focus for the time of the Kings will be in 1 Samuel.

Show the lesson review visual aid sheet.



Can anyone remember what we have studied so far? Look at each picture and see if you can name what happened and what we learned from that lesson.

Lesson 1: Israelites wanted a king and rejected God – we learned we should be content

Lesson 2: Saul is anointed – we learned that we need to watch how people try to influence us and to be a positive influence on others.

Lesson 3: Saul is rejected by God for being disobedient. – we studied that Saul disobeyed God's commands and was punished for his actions. We learned that we need to obey God to please Him.

Lesson 4: David is anointed and chosen by God. – we learned that it is not what you look like that matters but it is what your heart is like that does. David was a man after God's own heart.

Lesson 5: God, through David, conquers Goliath. David stood up for God and we learned so should we. We don't fight physically but we use the sword of the Spirit – the Word of God. We learned we can stand up for God when we trust in Him and study His Word so we can use it effectively to cut down the arguments of others.

2) David Escapes from Saul & Color Page

15-20 minutes

Optional: Storybook or visuals of this story to show kids (if available)

Hand out one to each student to color with crayons while you take turns reading the account of David's escape from Saul.

*These color pictures will be used for the carryon suitcase craft later on.



Today we will see that with the help of God, David escapes from Saul and proves his integrity and innocence. Please color the first picture while I read from 1 Samuel 18. Before I read, what do you think is happening in the pictures? Let students answer – someone is trying to kill someone else.

Since we are learning about David, probably someone is trying to kill David.

Read **1 Samuel 18:5-16** – Saul tries to kill David

Were you right about your guess? What is happening so far? Saul tried to kill David but David escaped and so Saul sent him away to lead the armies.

Read verse 12 again and ask – why was Saul afraid of David? Because the Lord was with David.

What happened in David's life? He was successful and loved by the people because God was with him.

We are going to cover a lot of chapters today because the same idea is repeated. Saul keeps trying to kill David, even though David is innocent and Saul knows God is with David. Listen while I read from chapter 24.

1 Samuel 24:1-22 - David flees for his life and spares Saul's life

Say to students: **Saul became so afraid and angry with David that David had to escape for his life again. Start coloring the next picture while I read the account. Read 1 Samuel 24.**

Now as you continue coloring the rest of the pictures, tell me what just happened to David now? Saul tried to capture David, but when Saul went into a cave, David and all his men were in the cave! David could have killed Saul but instead took a piece of his robe to prove he was innocent. By even doing that, David felt remorse for going to Saul in such a manner because Saul was God's anointed, just like David was. David confronted Saul with the evidence and Saul left David for a time.

What did David promise Saul? That he would not kill Saul or his family.

Listen while I read parts from chapter 26 and finish coloring if you are not finished. Read:

1 Samuel 26:3-18, 21, 25; 27:1

What did David do this time when he saw Saul? Went into camp, took his spear and water jug and then when he was a safe distance away, confronted Saul again about his innocence.

Even though Saul would turn away from chasing David, do you think David was right in not trusting Saul? Yes, because he had proven before that he could not be trusted and would change his mind.

Was God with David during this time? How do you know? Yes, because David was protected even though pursued. He was able to dodge the spear twice while in Saul's room, and escape from Saul twice that we read and even more instances that we didn't have time to read! God doesn't promise us an easy, perfect life, but He does promise that He will be with us as we go through our difficult times.

3) Be Wise Survey Sheet

15 minutes

Hand out one survey to each student, read the directions and provide a pencil. Tell them this is for their own learning, they don't have to share the results with anyone else but we will go through it together. Read the first item and ask them to write down an answer (approximations are ok). Continue reading till it is done. Then go through the questions below, reading them aloud and having students write in their answers (for those who are able to write) others may circle the things they'd like to do more of and put a line through things they'd like to do less of, or draw a picture that shows the answer if appropriate.

Being Wise with Time and Being a Person After God's Own Heart
 Take the survey for yourself and put a number in circles (hours you spend on each task).

Activity	How Much Time I Spend	How Much Time I'd Like to Spend
Watching TV		
Reading		
Working on the phone, texting		
Watching TV		
Reading an internet		
Doing homework		
Going to school		
Exercising		
Watching a person		
Reading the Bible		
Helping a person		
Praying		
Practicing		
Church Activities		
Church Activities		
Spending time Family		
Others (Please Specify)		

What areas would you like to spend less time on?
 Why?
 What areas would you like to spend more time on?
 Why?
 How does this relate to being a person that is pleasing to God?
 How does this relate to being the best person you can be?

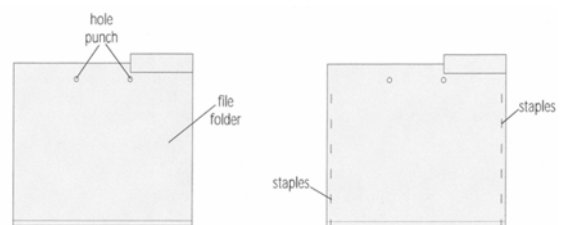
Say: How did we see the power of God as King of all the earth in the life of David? He rescued David, God protected him even when the king of Israel was trying to kill him though he was innocent.

David put God first, he trusted in God and did not do harmful, hurtful things. He was a man after God's own heart, using his time wisely and ensuring his life reflected his love for God. Let's do the same!

4) Carry On Suitcase File Folder Craft

15 minutes

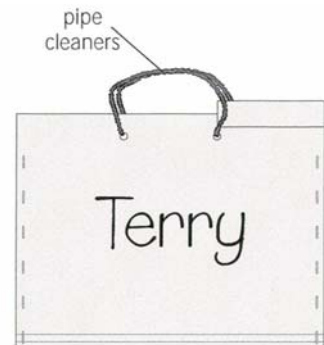
Hand out a file folder to each student along with scissors, to cut their color pictures, stapler, markers, hole punch, and pipecleaners cut in half.



Tell students: **We are going to make a "suitcase" we can use to put our papers from Sunday school or other important papers into. This is to remind us that even though David had to escape from Saul and leave everything behind, he trusted in God and**

carried on, knowing God would take care of him.

- To start, please take turns putting 5-7 staples on each side of the folder so that it can't open. **Do not staple the top.** (Show them what you mean and then hand around stapler.)
- Cut out your color pictures and glue them on either side of the folder. (Hand out glue sticks/scissors)
- Using the hole punch, punch two holes at the top of the file folder to act as handles. Show students (Hand out hole punch).
- Take one piece of pipe cleaner and thread it through the holes and make a circle knot on either side to keep it from popping out. This will act as a handle. (Demonstrate and then hand out pipe cleaners)
- Do the same for the other side of the folder.
- With the markers, draw somewhere on the folder: *I Can Carry On Like David.*
- On the other side have students write their names.
- Write also the Scripture - **Psalm 18:1-3**



While students finish say: **David wrote many psalms, in fact the book of Psalms is full of songs David wrote. Some were even about what he was going through while he escaped from King Saul. I'm going to read from one of those Psalms – Psalm 18:1-3. Listen while I do and hear how David trusted in God even while escaping from a king and his army!**

This is a psalm that David wrote on the day the Lord delivered him from the hand of all his enemies and from the hand of Saul.

Psalm 18:1-3

I love you, Lord, my strength.

2 The Lord is my rock, my fortress and my deliverer;

my God is my rock, in whom I take refuge,

my shield and the horn of my salvation, my stronghold.

3 I called to the Lord, who is worthy of praise,

and I have been saved from my enemies.

Who did David give credit to for his rescue? God.


David carried on even when he had to escape Saul. We need to keep our faith even in times of trouble and this suitcase folder will remind us to carry on like David as well. Just because we are going through tough times, does not mean God has left us or abandoned us. Let's remember to be like David and realize that God is always with us, will protect us, and love us when we stay faithful and remember that He is worthy of our full trust.

Read again ***"My God, my strength, in whom I will trust"***.

5) Optional: Books of the Old Testament Word Search

10 minutes

Hand out one sheet and pencil to any child who is done all the other activities early. Read the books of the Bible listed allowed as they begin. Ensure student write their name at the top of the page.



*Keep word search in the classroom so students can continue working on the sheet anytime they have extra time over the next few weeks.

6) Optional: Memory Verse

2-5 minutes

For this quarter, each week have the students go to **Psalm 47:7** in their Bibles and read the verse allowed as a class 2 times. Other options include:

- You saying a word and having them repeat it as you go through the verse
- Have students repeat a small phrase ex: “For God is the King of all the earth” a few times before working on the next phrase.
- Have students repeat after each other
- Ask students to think of hand gestures. Ex: Point up when you say “GOD”, pretend to put a crown on your head as you say “KING”, make a circle shape with hands as you all say “EARTH”, etc. and then go through verse as a class with gestures.

Psalm 47:7 says:

For God is the King of all the earth; sing to him a psalm of praise.

Say: **How did we see the power of God as King of all the earth today?** He rescued David, God protected him even when the king of Israel was trying to kill him when he had done no wrong.

7) Optional: David’s Blameless – Are You? Story

10 minutes

Zero Tolerance

Story from *Could Someone Wake Me Up Before I Drool on the Desk?* Kevin Johnson p. 93.

Adam waited outside the school office while the principal talked to his mom. An hour earlier one of the school counselors – the one in charge of discipline – had yanked him from class. As they stood in the hallway, the counselor and another teacher said someone saw a knife in Adam’s backpack. They wanted to turn Adam’s pack inside out.

They said he had it. Adam said he didn’t. They opened up his backpack and there it was, a small pocket knife. It wasn’t Adam’s. He didn’t put it there. Adam went pale and started to explain, but he knew they wouldn’t believe him. “Zero tolerance” meant they didn’t care who the knife belonged to or how it got there. They wouldn’t even try to find out. It was in Adam’s backpack, and he was automatically out for the rest of the school year, a three-month suspension. Lots of time to stew.

Read Psalm 26:1-12

Does anyone know you’re right when everyone says you’re wrong?

You've fwopped your little brother on the head plenty of times and didn't get caught. For once you were actually being nice, but that's not what your parents think. They ground you. Your protests of innocence sound hollow. Get over it.

But there's another kind of false accusation that's harder to swallow. You walk into a clothing store. One glance from the manager and your age makes you an instant shoplifting suspect. You laugh at a story you overhear after school at practice. Then you figure out everyone's talking about you - and it's not true. Or you choose to hang out with one friend. Suddenly another friend thinks you're the enemy.

To be "blameless" in the Bible goes beyond being able to say you didn't do wrong - this time. It's being absolutely sure that your one goal has been to do God's will, to obey in the power of His truth and love. You didn't join those plotting to do wrong. You did your best to do right. David was sure of his innocence. No one believed him, but God did. He knows the truth. And He promises that one day your innocence and good deeds will be revealed. (1 Corinthians 3:12-13)

Psalm 26:1

Vindicate me, O LORD, for I have led a blameless life; I have trusted in the LORD without wavering.

8) Optional - Snack: Heart Shaped Strawberries

5 minutes

* Check for allergies.

Hand out snack to each child along with a glass of water to each child. Explain that, **"Today we learned that David had to flee from Saul but even through all his troubles, David trusted in God and would not sin. We have been studying that David was a man after God's own _____? (Heart). These strawberries represent the heart we should have - one that is pleasing to God, that trusts in Him even when we face difficulties and are persecuted, even though we have done nothing wrong. We should trust in God and carry on knowing He will provide. Let's enjoy our heart shaped strawberries while we review what we studied today.** Provide a napkin for children to clean their hands. Review with students by asking them questions from the lesson again and discuss any questions they have while snacking. What did they like best about today's Bible reading? What if anything confused or troubled them?

9) Optional - Songs

5 minutes

Have children sing songs with you from song list.

10) Close in prayer

*If desired, ask the children if they have any prayer requests and write them down to help you remember. Then ask all children to bow their heads and fold their hands to pray.

Thank You Lord for all You provide us. God, help us to trust You as You rule over us. No earthly king can compare to the perfect King Jesus whom we have ruling over us. Help us to be content, to trust, to stand up to negative influences and instead be a positive influence to those around us. Help us to totally obey You and walk in Your ways. We pray we will have a heart like You God that is loving, kind, wise, helpful, obedient, and fair. Help us to carry on even in times of trouble knowing You will rescue and protect us. In Jesus' name, amen.

Thank you for serving Christ in this way!