

Lesson 6: I Should Be Faithful Too!

Objectives: Students will...

- 1) Discuss faith and reasons to be faithful to God
- 2) Do activities to remind us of the need to be faithful
- 3) Discuss verses in the Bible that show the need to be faithful
- 4) Discuss and color a picture of Joseph and learn of his faithfulness to God, himself and others

Supplies:

Teacher Materials (provided in classroom)

- Bible(s)
- Markers/Pencil Crayons
- Pens/Pencils
- Attendance Chart (See Template from previous week)
- Stickers for Attendance
- Flower Scripture Search and Color Page –one per child
- “BEE” faithful Word Sheet - one per child
- Chalkboard or Easel to write down ideas for all to see

Optional

- Necklace Craft (for children old enough to coordinate beads and string) (SEE CRAFT STORE LIKE MICHAEL’s for supplies)
- String or soft necklace wire – long enough to go around each child’s neck and make a knot (one per child)
- Black and Yellow Beads (represent Bee colors)
- If possible Letter Beads that spell Faithful or BEE Faithful
- Dull long needles to help children pull beads over string if needed
- Color page Joseph is Faithful- one per child

Snack:

- Rainbow Skittles 10 or so per child
- Napkins for snack one per child
- Juice or water and cup one per child

Lesson:

1) Introduction to Lesson

10 minutes

As students enter, welcome them and help them find a chair to sit at. Thank them for coming. Take attendance and let each child put a sticker beside their name for this week. Once children are seated say, “**Last week we started talking about God – can anyone raise their hand and tell me what we learned so far about God?** (Have children raise hands and answer – God is love, He loves us, He does good things for us because He loves us. God is worthy of praise and it makes Him happy when we praise or give glory to Him, and God is faithful.)

Last week we learned that God is faithful. We learned that God keeps His promises, loves us, and will always be with us if we remain with Him. God says we should be faithful too! This week we are going to learn that we should be faithful to God, ourselves and others because of all He has done for us and what being faithful does for us and others. Can

anyone raise their hand and tell me what does it mean to be faithful? (Allow children to raise hands, choose someone who is sitting quiet. Thank them for sitting quiet and allow them to answer. Answers may include: to be trustworthy, truthful, honest, keeping your promise, believe in God, etc.)

It is time to reflect back and remember what God is doing in our lives! How was God faithful to you? Did you see God answer a prayer for you? Did you see God give you strength when you thought you couldn't possibly go any further? Were you simply amazed by the beauty of God in creation?


This week we are going to learn that just like God is faithful, we should be faithful too! God says in the Bible in Hebrews 11:6 "But without faith it is impossible to please God, for he who comes to God must believe that He is, and that He is a rewarder of those who diligently seek Him."

We need faith if we are going to please God! And we need to believe that God will reward us when we search for Him in prayer and in reading the Bible!

2) Flower Scripture Search and Color Page Activity

15-20 minutes

Hand out the activity page – one to each child along with pencil crayons and a Bible if they don't have one. Ask them to write their name on the front page and tell them they are going to learn of reasons why they should be faithful. **"As a class we are going to find the verse in our Bibles that is on each flower and see why we should be faithful to God, ourselves, and others! After each of the verses we will color the flower and when finished we will color the whole page. Let's get started, let's get our Bibles and turn to Proverbs 25:19 that is the Scripture for the Purple colored flower. Can I ask for someone to raise their hand and read this verse?** (Ask children that want to read to read each verse. Allow time to color pictures and to ask the question after each verse: **What does this verse say about being faithful?** See below for other questions to ask after each verse is read while they are coloring their flowers.)



Answer questions if there are any. If too big or difficult tell them you will think about it and get back to them. Then ask the coordinator or someone you trust in the church for help for the answer and get back to them next week. After kids are finished help them to clean up.

- 1) Proverbs 25:19 "Like a bad tooth or a lame foot is reliance on the unfaithful in times of trouble."

Questions to ask while they color the flower: **"Have you ever walked or ran somewhere and ended up with a pebble in your shoe? (Allow children to answer) How did it feel? Were you able to walk well? (Allow children to answer) Has anyone ever had a sore tooth? (Allow children to answer) Would you enjoy having that again? Of course not! That is the same as relying on someone who is not trustworthy, truthful or who doesn't follow through with what they say – you would rather not have them in your life, just like you would not want a rock in your shoe, or a sore tooth!**

- 2) Proverbs 3:3-4 “Let love and faithfulness never leave you; bind them around your neck, write them on the tablet of your heart. Then you will win favor and a good name in the sight of God and man.”

Question to ask: **According to this verse what will happen if you are loving and faithful?**

Answer: You will win favor and a good name in the sight of God and man. God will be pleased with you and people will trust you.

- 3) Galatians 5:22-23 “But the fruit of the Spirit is love, joy, peace, patience, kindness, goodness, faithfulness, gentleness and self-control. . . .”

Question to ask: **What characteristics result from having the Spirit of God with you?** You produce love, joy, peace, etc.

- 4) James 5:12 But above all, my brethren, do not swear, either by heaven or by earth or with any other oath. But let your “Yes” be “Yes,” and your “No,” “No,” lest you fall into judgment.

Questions to ask: **How do you feel when someone says, “Tomorrow we will go shopping or to the movies.” But the next day, they don’t?** Answer: upset. **God says we need to make sure when we say we will do something we do it if at all possible. We don’t promise we just do what we say we are going to do, if you say you will clean the dishes, do it! If you say you won’t take extra cookies from the cookie jar, don’t! That way you will be faithful and people will trust you!**

- 5) 1 John 5:4-5 For whatever is born of God overcomes the world. And this is the victory that has overcome the world—our[a] faith. Who is he who overcomes the world, but he who believes that Jesus is the Son of God?

We read in 1 John 5:4-5 that faith is the victory over the world. Those born of God and those who believe in Jesus overcome the world. Those born of God are those who believe and follow him! By believing and having faith in God and Jesus we overcome the world!

- 6) 1 Corinthians 4:2 “Now it is required that those who have been given a trust, must prove faithful.”

Questions to ask: **What does it mean when it says, someone “who has been given a trust”?** (It means someone who has been asked to do something and is entrusted to do it to the best of their ability.) **What does it mean, “Must prove faithful?”** (Those that have been asked to do something and say they will do it should prove their trustworthiness and faithfulness by doing it to their best ability.)

We need to remember that we should be faithful in what we say and what we do. People should recognize that you are trustworthy because you do what you say you will do, and that you are faithful to God by following Him and doing what he says! Remember: Faithfulness is a fruit of the Spirit, empowered by God. So pray for it. Model it. Teach it. Be Thankful for it!

3) Optional Craft: Faith Necklace

15-20 minutes

This craft will help remind the children to “bee” faithful to God and they can choose in the end to give the necklace as a gift or keep it for themselves. First have children turn to Proverbs 3:3-4 and read it aloud.


Proverbs 3:3-4

Let love and faithfulness never leave you; bind them around your neck, write them on the tablet of your heart. Then you will win favor and a good name in the sight of God and man.

Questions: What is this verse saying? Keep being loving and faithful and God will reward you
Should we actually write these words on our heart? What does that mean? No, it means make them apart of your life, every day.

What is the result of always keeping love and faithfulness close to us and apart of us? God will be happy and bless us with a good name in the sight of God and other people, when they hear your name they will know you as a good person who is loving and faithful, trusting and true.

To help us remember to be faithful we are going to make a necklace to “bind around our neck” to remind us to always be faithful to God, ourselves, and others. To begin I am going to hand out a string that will be the necklace part, then I will hand out beads – yellow and black. What insect do we know is yellow and black, raise your hand if you know? A bee! Right this will remind us to “Bee” Faithful to God! (If you have purchased letters, explain that the letters will be half way between the beads to spell whatever word you decided on beforehand.) Ensure you help the children by showing them how to put beads on the necklace and possibly make a necklace in advance to show them what the finished product will look like. If possible get a dull needle to place between the string to make putting beads on easier. **You can decide to keep the necklace or give it to someone as a gift! Let’s get started, raise your hand if you need help.**



4) I Should “Bee” Faithful Words and Chart


10-15 minutes

Hand out the sheet of paper titled, “BEE Faithful Words” to each child. Have them write their name somewhere on the page and hand out pencil crayons or markers.

Explain to the children, **“There are many reasons why we should be faithful.**

Because we know that God is faithful it means that:

- 1) I can truly trust God to keep all His promises that are found in His word, the Bible.
- 2) God will not lie to me.
- 3) Even though others may desert me or let me down, GOD



NEVER WILL! (See Hebrews 13:5-6)

4) What God says He does.

If God is faithful I should be faithful too! That means that

- 1) I should truly be faithful to God and trust all His promises and keep all His commands.**
- 2) I should not lie to anyone.**
- 3) Even though others may desert me or let me down, I should not do that to anyone.**
- 4) What I say I should do - (See James 5:12 Let your yes be yes and your no be no)**

Now let's focus on what words come to mind when we think of being faithful. To help us we are going to do the next activity. Fill in each line of the bee with a word that reminds you of being faithful: Ideas include Trusting, Dedicated, True. When done color your BEE! If you have any questions or need help raise your hands. You can also use verses from the previous activity to get ideas or words to write down.

As kids color or write, go around the room helping them come up with ideas and see what they are doing to help them make good choices. When finished have kids clean up markers and papers before moving on. If needed write some words down before hand on the chalkboard or easel to help them know how a word is spelled. For very young kids, have them draw a picture of someone being faithful in the wings of the bee and then have them color the bee.

*Make sure you have yellow and black crayons ☺

5) Optional: I Should Be Faithful like Joseph!

15 minutes

Optional: if you have a book with pictures showing this story you can show the pictures as you read from the Bible, or if you have flannel characters, etc. you can use those as visuals while reading from the Bible.

Joseph was faithful to God, himself, and others.

Read the story of Joseph being faithful to God, himself, and others even when his own brothers had let him down and sold him into slavery! **Now, we are going to read some of the story of Joseph. He was a God-fearing man. He loved God and worked hard even when others abandoned him and left him. With all this trouble, Joseph stayed faithful to his beliefs in doing his best and helping others when he could. This story will help us remember to stay faithful to God no matter what is happening around us because God loves and will keep us safe - a great reason to be faithful! Let's all turn to our Bible and read Genesis 37:1-36 and 41:9-16 - the story of Joseph being sold by his brothers; 41:38 - 41 - the story of Joseph becoming Second in Command to Pharaoh; and 45:4-8 - the story of Joseph being reunited with his brothers and forgiving them. This will help us learn that Joseph was faithful to God, himself, and others.**

Joseph had been sold into slavery, he had been accused of something he never did, he was thrown in prison, and forgotten about. But he continued to live for the Lord and God continued to give him great success. Even when it was hard to care or to want to do well, Joseph was faithful to God. We should be faithful like Joseph too!

6) Optional – Snack: Rainbow Skittles

5 minutes

Hand out Rainbow Skittles (or any chewy candy with rainbow colors to remind the kids that God is faithful I should be too! Also hand out a glass of water or juice and napkin for children to clean their hands. As the children eat, ask them, **“Last week we talked about how God made the rainbow as a promise – and He is and has always been faithful in His promises. Just like God is faithful and keeps His promises so should we! These skittles remind us that we should be faithful too and always do what we say we are going to and not to let others down. Let’s read Genesis 9:15-17 while we eat our candies.**

Genesis 9:15-17

I will remember my covenant between me and you and all living creatures of every kind. Never again will the waters become a flood to destroy all life. Whenever the rainbow appears in the clouds, I will see it and remember the everlasting covenant between God and all living creatures of every kind on the earth.” So God said to Noah, “This is the sign of the covenant I have established between me and all life on the earth.”

Remind children to clean up after themselves with the napkin making sure their cups and garbage are put in the garbage and that they clean up any crumbs from the table before going on to the next activity. While they are eating review what they learned and how we need to be faithful like God every day.

7) Close in prayer

See if students have any prayer requests or thing to be thankful for before starting, write them down if needed and share them during prayer.

Thank you God for showing us examples of how to be faithful in the Bible. Stories like the rainbow and Joseph. Thank you God that you keep your promises, you do what you say you will, and that you love us. Help us to do the same for others and be faithful to your commands in the Bible. It is in Jesus’ name we pray, Amen.

8) Optional: Songs

Sing Children of the Lord - The "Arky, Arky" Song and God did make a rainbow song. Lyrics are in Lesson 5 from last week and lyric template on CD can also be printed to show children song lyrics as well if you did not print it from last week.

Thank you for serving Christ in this way!