

Preschool Summer

Lesson 7:

Jesus Helps Lepers

Objectives: Students will...

- 1) Study **Luke 17:11-19**: Jesus Heals 10 Lepers
- 2) Recognize the importance of thanking Jesus
- 3) Understand that Jesus is a Helper and we should say “thank you”.

Accommodations: How will I accommodate individual needs of students? See Lesson 1 for ideas

Supplies:

- Pens/Pencils
- Bible (please bring your own)
- Crayons/Pencil Crayons
- Attendance Sheet
- Stickers – enough for each child to have one every lesson for 13 lessons
- Circle the Men Activity Sheet – one per child
- Color Page – one per child
- Lepers Visual Aid – one per class to share folded in half

Thank You Jesus Craft

- Thank You Craft Page – printed back to back and folded in half – one per child
- Marker or pen to trace hands – one for teacher and teacher assistant

Optional Activities

- Storybook of the Bible story with pictures to show kids (if available) and/or
- Flannel Display Board or Visual Aids. (if available)
- Doctor Toy Kits – stethoscope, band aids, lab coat, mask, gloves – enough to share
- Snack – 10 fruit or vegetable pieces one set of 10 per child
- Napkins
- Cups with water
- Puppet to tell students the real events from the Bible

Lesson:

1) Introduction to lesson:

As students enter, welcome them and help find a chair to sit at. Thank them for coming. Take attendance (using attendance chart supplied). Let each child put a sticker beside their name for this week. Have them sit around the table.

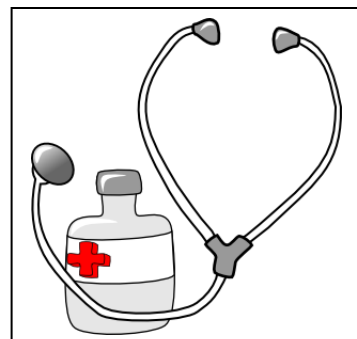
***Optional:** If you have doctor’s props available, have them laid out on the table so students can play with them as you wait for all to arrive. Talk about each item you have and why a doctor would need it or how they would use it.

Ask the children the following questions:

Have any of you ever been sick before?

Have you been to the Doctor’s office?

What sorts of things did the Doctor do there?



Today, we're going to learn about ten men who were very sick. They had a bad disease called leprosy. It was something that hurt their skin on their hands, feet, nose, throat, and eyes. At that time, not even a doctor could help them. They needed help from someone more powerful and special than a doctor – they needed Jesus to help! Let's learn about how Jesus helped them today!

Have students help clean up the props as you move onto the next activity. Sing the following as you clean.

Sing:

Time for Helping

Tune: Are You Sleeping?

Time for helping, time for helping.
All you girls, all you boys!
Let us all be helpers; put away our
playthings.
Learning time – no more toys!
Repeat

I Love to Hear the Bible

Tune: Did You Ever See a Lassie

Oh, I love to hear the Bible,
the Bible, the Bible.
Oh, I love to hear the Bible,
for I know it's true.
And in God's Word the Bible,
the Bible, the Bible
And in God's Word the Bible
I learn what to do!

2) Jesus Heals Ten Men Who Had Leprosy

10-15 minutes


***Optional:** If you have a puppet you can use the puppet to tell the event in the Bible.

***Optional:** if you have a book with pictures showing this story you can show the pictures as you read from the Bible, or if you have flannel characters, etc. you can use those as visuals while reading from the Bible.

Note: As you read the following Bible account, every time you say the word “**ten**” hold up 10 fingers and count them out 1,2,3.... When you say the other words “**nine**” and “**one**” hold up your hands and count those numbers out as well....children can do the same if they desire.

Also, gather visual aid sheet and fold it in half so that children can see only the sad face first, and then when time, flip to the happy face.

Get your Bible but read from the following paraphrased account:



Say to students: **We are going to read from God's Word the Bible. We need to sit very still and quiet while we listen because that makes God happy. Whenever we hear a number I want you to hold up that many fingers ok? So for example if I read the number 10, how many fingers would you hold up? 10. That's right. So let's all listen carefully as I read.**

Turn to **Luke 17:11-19** and read from the following:

Jesus went through Samaria and as He entered a certain village, He met ten (hold up 10 fingers and count out 10) men who were lepers, who stood far away. (Show sad face) And they lifted up their voices and said, “Jesus, Master, have mercy on us!”

When He saw them, He wanted to help them so He said to them, “Go, show yourselves to the priests.” So as they went, they were healed. (Show happy face) Jesus healed them they were so happy!

And one of them, (hold up 1 finger and count 1) when he saw that he was healed, returned, and with a loud voice glorified God, and fell down on his face at His feet, giving Him thanks. And he was a Samaritan. (Show happy face)

So Jesus answered and said, "Were there not ten cleansed? (hold up 10 fingers and count out 10) But where are the nine? (hold up 9 fingers and count out 9) Were there not any found who returned to give glory to God except this one?" (hold up 1 finger and count out 1) And He said to him, "Arise, go your way. Your faith has made you well."

*Show a picture of the color page you will do in a minute while you ask the following

Discussion Questions:

How many men were sick? 10

How many did Jesus help get better? 10

How many came back to thank Jesus for healing them? Only 1

How many should have come back to say thank you to Jesus? All 10

What should we do when Jesus does nice things for us and helps us? Say thank you.

Let's sing:

10 Lepers Song

(Actions for song when **10** is sung
hold up 10 fingers, when **9** is sung,
hold up 9 fingers, when **bad** is sung
point thumbs down, when **1** is sung
hold up 1 finger, when **good** is sung,
hold 2 thumbs up)

Tune: 10 Men Went to Spy on Canaan
10 men went wanted help from Jesus
9 were bad and 1 was good.
What did they want when they went
to Jesus?
9 were bad and 1 was good.
They wanted Jesus to heal them,
He told them to how become clean.
Only one came back to him, cause
9 were bad and 1 was good.

I'm Very Special to God

Tune: Hickory, Dickory, Dock

I'm very special to God.
He loves me very much.
He made my hands. He made my feet.
I'm very special to God!

If My Name is.....

If my name is _____ Jesus is my
friend.

If my name is _____ Jesus is my
friend.

Jesus is my friend, Jesus is my friend.

If my name is _____ Jesus is my
friend.


*Fill in name of each child in the room
one at a time.

3) Circle the Men Activity Sheet

10 minutes

Hand out one sheet to each student along with crayons or markers.
Read the instructions aloud and have the children find and circle the
group of 10 men. When they have found the group of 10, they can color
the page while they wait for others.

Remind them as they color that: **10 men were helped by Jesus. That is very nice of Jesus to help them all, but only 1 came back to thank Him. It is nice when we remember to thank Jesus and to anyone who does something nice for us. We need to say thank you, just like the one man who returned to Jesus.**



What are some nice things Jesus does for us that we can be thankful for? Let students answer.

How do we say thank you to Jesus? We can pray and thank Jesus for the nice things He does.

At the end of the activity. Stop and have all students fold hands and bow heads and then pray, thanking Jesus for the things the students mentioned as being nice that Jesus does for them.

4) Jesus Heals Lepers Color Page

10-15 minutes

Hand out one page per child and let them color the page. Ask them what they see in the picture as they color. Ask the following questions:

How many men were sick? 10

How many did Jesus help get better? 10


How many came back to thank Jesus for healing them?

Only 1

How many should have come back to say thank you to Jesus?

All 10

What should we do when Jesus does nice things for us and helps us? Say thank you.



5) Doctor May I Action Game

10 minutes

This is a version similar to Mother-May-I. Have the children form a horizontal line facing you. The teacher assumes the role of Doctor for this game and backs up to create a good distance.

Choose a child at the left side of the line to go first. He/she needs to ask, "Dr., may I take ___ (number) of steps?" The Dr. responds with either, "Yes" or "No." If yes, the child takes the pre-determined number of steps and **says thank you.**

If the child forgets to say thank you, they need to return to the starting line. Play continues with the next child.

The first one to high-five the Doctor wins.

Remind students to **pick a number of steps and say thank you after I respond or you will go back to the starting line.**

6) Thank You Craft Page

10 minutes

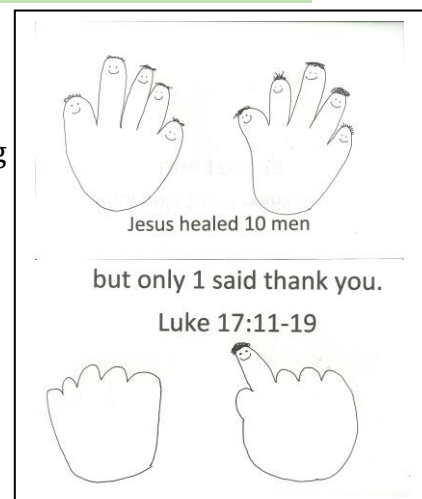
Hand out sheet folded to each child. Have markers ready and hand out crayons. Read the line **"Jesus healed 10 men".**

Ask all the children to **hold their hands flat on the page** as shown in the picture. You and the assistant will go around the room tracing their hands to show 10 men – one finger = one man.

When done, have them **put smiley faces and hair on each finger** – as shown in the picture. As they finish, turn the page over and read the next page to them. Trace their hands again, this time, have them **make a fist and only trace their closed hand on the left, but one finger held up on the right to show 1 man.**

Have them **color and fill in the hair and face on the one man.**

Read the words again and then read the account of Jesus healing the 10 men from the paraphrased version you read earlier while they color and decorate their finger/men.



7) Optional: Play Doctor – Jesus Helps

5-15 minutes

Take out Doctor kits and supplies if you gathered them earlier and let students play pretending to help each other get better. Talk about how nice it is that: **Jesus helps us get better when we are sick. Jesus helps us by giving us warm beds to sleep in, food to keep us healthy, water to keep us hydrated, church family and our own families to care for us. Jesus loves us very much and helps us every day. Let's all say: "Thank you Jesus for helping us!"** Have students repeat.

8) Sing

Choose songs from the Songs section

10 Lepers Song

Tune: 10 Men Went to Spy on Canaan
10 men went wanted help from Jesus
9 were bad and 1 was good
What did they want when they went
to Jesus?
9 were bad and 1 was good
They wanted Jesus to heal them
He told them to how become clean
Only one came back to him, cause
9 were bad and 1 was good

Big Enough Song

Tune: London Bridge

I am glad I'm big enough,
big enough, big enough,
Big enough to come to church; Just
like Jesus!

I am glad I'm big enough,
big enough, big enough,
Big enough to come and help; Just like
Jesus.

9) Optional – Snack: 10 pieces of fruit or vegetables

5 minutes

Before handing out snack, remind the students of **how nice it is when they say thank you when someone does something for them.** Then, hand out 10 pieces to each child – one piece at a time ensuring that each time you remind the child to say thank you. If they do not say thank you, move onto the next child and hand out 1 piece each time they say thank you – up to 10 pieces. Go back to those students who forgot or did not say thank you and see if they would like another piece up to the 10 pieces, each time remembering to say thank you.

Also give each child a glass of water. Explain that, **"Jesus is very helpful! He was helpful to the 10 men who were sick and He is helpful to us every day. It is important to say thank you to Jesus for being so kind and helpful to us. Let's think about that as we eat our snacks that remind us of the 10 men Jesus helped.** Provide a napkin for children to clean their hands. Discuss questions while snacking!

10) Close in prayer

Ask all children to bow their heads and fold their hands to pray, then say: Thank You God for the world You made and for showing us people in the Bible who followed You. Thank you God for our families too. We pray for our moms, dads, sisters, and brothers and everyone will remember to be kind and caring towards each other and to say thank you. Thank you God for your Son Jesus who loves us too and thank you God for everyone here today and those who could not be here because they were sick or away. We pray you will bring us all back to Sunday school next week safely. In Jesus name, Amen.