

Lesson 7: Saul's Reign Ends & David Becomes King

Objectives: Students will...

- 1) Understand that God will punish the guilty and exalt the humble - 1 Samuel 28, 2 Samuel 5 and 1 Chronicles 10
- 2) Discuss questions and understand the sins of Saul.

Accommodations: How will I accommodate individual needs of students? See Lesson 1

Supplies:

Teacher Materials (provided in classroom)

- Bible(s)
- Markers/Pencil Crayons
- Pens/Pencils
- Attendance Chart (See Template)
- Stickers for Attendance
- A Crown for David Sheet – one per student
- David Maze, Math & Questions Sheet – one per student
- Calculator – to share (for those who need help with math activity)
- Lesson Review Visual Aids – one for teacher from lesson 4

Choose one

King David Board Game

- Board Game – one per 4 students
- Coin – one per game
- Small Buttons of Different Colors or Shapes – 4 to use as game markers (up to 4 students)

OR

King David's Castle Craft

- Castle Sheet – one per student
- Brown Construction Piece (2 x 4 inches) – one per student (as drawbridge)
- Red Felt Cloth (1 x 2 inches cut diagonally) – one triangle per student (as flag)
- Markers – to share
- Scissors – to share
- Glue Sticks – to share
- Tape – to share

Optional:

- Storybook or visuals of this story to show kids

Snack:

- Round Fruit Pieces (to represent crown) ex: orange slices enough for each student
- Napkins one per student
- Water/Cup one per student

Lesson:

1) Introduction to Lesson

5 minutes

As students enter, welcome them and help find a chair to sit at. Thank them for coming. Take attendance (using attendance chart supplied).

*Have Bibles for those who need them and Lesson Review Visual Aid Sheet to show students
Say to students:

Can I get you to start looking for 1 Samuel now while we continue our introduction? We will be in chapter 28 today. This is our last day in 1 Samuel. Today and in the coming weeks we will look at 2 Samuel. 1 Samuel is the reign of King Saul, 2 Samuel is the reign of King David.

Show the lesson review visual aid sheet.

Can anyone remember what we have studied so far? Look at each picture name what happened and what we learned from that lesson.

Lesson 1: Israelites wanted a king and rejected God – we learned we should be content


Lesson 2: Saul is anointed – we learned that we need to watch how people try to influence us and to be a positive influence on others.

Lesson 3: Saul is rejected by God for being disobedient. – we studied that Saul disobeyed God's commands and was punished for his actions. We learned that we need to obey God to please Him.

Lesson 4: David is anointed and chosen by God. – we learned that it is not what you look like that matters but it is what your heart is like that does. David was a man after God's own heart.

Lesson 5: God, through David, conquers Goliath. David stood up for God and we learned so should we. We don't fight physically but we use the sword of the Spirit – the Word of God. We learned we can stand up for God when we trust in Him and study His Word so we can use it effectively to cut down the arguments of others.

Lesson 6: Saul seeks David's life. God rescues David from Saul numerous times and we learned that we can and should trust in God to take care of us even in troubled times.



2) King Saul Dies for His Disobedience

15-20 minutes

Optional: Storybook or visuals of this story to show kids (if available)

Have students turn to 1 Samuel 28. Explain that **today is the last day we will discuss King Saul.**

Can anyone remember what ways Saul was disobedient? Sacrificed to God instead of trusting and waiting for Samuel. And instead of destroying the Amalekites completely, he kept some of their livestock and the king alive.

*Explain before reading: **a medium or spiritist was someone who used evil dark ways to try and tell the future or to speak with someone who had died. Saul rightly got rid of them because they weren't asking God for help.**

Read **1 Samuel 28: 3-11,**

Why did Saul want to find a woman who was a medium? So he could inquire of the Lord since God would not answer him because of his disobedience. He was afraid of the Philistine army.

Who did Saul ask for? Samuel

How do we inquire of the Lord (ask of the Lord) today? Prayer and reading the Bible.

Could Saul have done what we do today? Yes! Although the Bible was not complete at that time, he still could have prayed to God and read the parts of the Bible that were ready at that time. He could have known what God wanted him to do.

Read **1 Samuel 28:15-20**

What did Samuel say was going to happen to Saul and his family? Tomorrow they would die in battle and the Philistines will conquer Israel.

Did Saul ask for forgiveness or apologize? No.

He said God did not answer him by prophets or dreams – was that the only way he could have talked with God? No – he could have prayed. Saul did not have a relationship with God, he used other priests, people, or expected God to give him solutions through dreams. He did not take the time or desire to talk with God in prayer himself. He expected others to give him the answers.

Read **1 Chronicles 10:1-6; 13-14**

What happened to Saul and his sons? They died, with Saul killing himself.

Why does the Bible say he died? (verse 13) because he was unfaithful to the Lord; he did not keep the word of the Lord; and consulted a medium for guidance and did not inquire of the Lord.

Read **2 Samuel 5:1-5**

Why didn't God want Saul to be king any longer? He repeatedly disobeyed, wouldn't repent and wouldn't turn to God in prayer for help.

What are some of the great things King David did that made him special? Fought Goliath knowing God would take care of him, lead the armies, was good to Saul even though Saul was trying to kill him, he gave glory and honor and praise to the Lord for all he was able to do, he obeyed God with his heart, and prayed to Him.

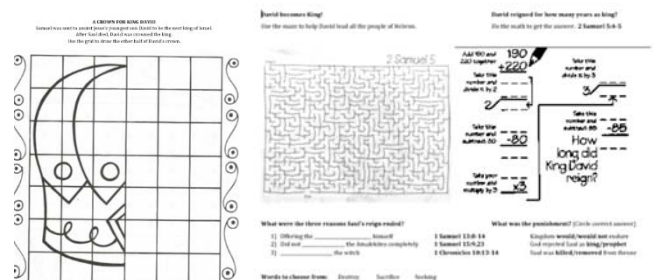
How old was David when he became king? 30

How long did he reign? 40 (7.5 in Hebron; 33 over all Israel and Judah)

3) King David's Crown and Math, Maze, Questions Activities

15-20 minutes

Hand out Math, Maze and Questions Activity sheet to each student along with pencils. Tell them we are going to start at the bottom where the questions are. As a class read through them aloud and have them write in or circle the correct answers. Once done, go through again asking students to raise their hand to share which answer they chose.



When finished, allow students to do maze and math activities (provide calculator(s)) or the draw the crown activity. Read directions as needed.

See answers to questions below

What were the three reasons Saul's reign ended?

- 1) Offering the sacrifice himself
What was the punishment? (Circle correct answer)
Kingdom **would/would not** endure

1 Samuel 13:8-14

- 2) Did not **destroy** the Amalekites completely
God rejected Saul as **king/prophet**

1 Samuel 15:9,23

- 3) **Seeking** the witch/medium
Saul was **killed/removed from throne**

1 Chronicles 10:13-14

4) King David's Castle Craft (Choose this or Boardgame Activity)

15 minutes

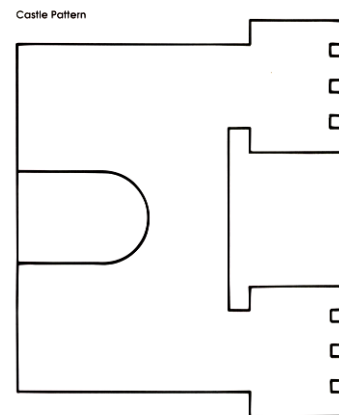
Hand out one castle to each student along with markers, drawbridge made from brown construction paper, red felt flag, glue sticks, scissors, and tape.

Tell students: **We are going to make a castle. But we have to be like David and obey by following instructions. This is King David's castle. We are going to build it, then draw all the things we've learned about King David and his relationship with God.**

- 1) Draw a flag pole at the top of the castle (the line should go between the two turrets and go to the top of the turrets)

- 2) Take a red felt triangle and glue it to the flag pole – this will be David's flag
3) Fold over the end of the brown piece of construction paper on the narrow side and glue it to the bottom of the door as a drawbridge (Show students picture or demonstrate using one of their castles).

- 4) Next, on the castle, draw or write all the different things you have learned so far about King David.



5) King David Board Game

10-15 minutes

Hand out one board game to every 2-4 students. Hand out one coin (which will be used to flip heads or tails to determine how many spaces they move), and 4 different buttons to use as markers.

Read the directions aloud and let students play the game, encourage them to discuss the life of David as they go, using the pictures as a guide.



6) Optional: Memory Verse

2-5 minutes

For this quarter, each week have the students go to **Psalms 47:7** in their Bibles and read the verse allowed as a class 2 times. Other options include:

- You saying a word and having them repeat it as you go through the verse
- Have students repeat a small phrase ex: "For God is the King of all the earth" a few times before working on the next phrase.
- Have students repeat after each other
- Ask students to think of hand gestures. Ex: Point up when you say "GOD", pretend to put a crown on your head as you say "KING", make a circle shape with hands as you all say "EARTH", etc. and then go through verse as a class with gestures.

Psalms 47:7 says:

For God is the King of all the earth; sing to him a psalm of praise.

7) Optional – Snack: Round Fruit Slices (Crown)**5 minutes**

Hand out snack to each child along with a glass of water or juice to each child. Explain that, **“Today we learned that Saul was disobedient. Let’s enjoy our snack (which is round and reminds us of the crown a king would wear) while we discuss why he was. Let’s also discuss why David was chosen to be the next king.** Provide a napkin for children to clean their hands. Review with students by asking them questions from the lesson again and discuss any questions they have while snacking. What did they like best about today’s Bible reading? What if anything confused or troubled them?

8) Optional – Songs**5 minutes**

Have children sing songs with you from song list.

9) Close in prayer

*If desired, ask the children if they have any prayer requests and write them down to help you remember. Then ask all children to bow their heads and fold their hands to pray.

Thank You Lord for all You provide us. God, help us to trust You as You rule over us. No earthly king can compare to the perfect King Jesus whom we have ruling over us. Help us to be content, to trust, to stand up to negative influences and instead be a positive influence to those around us. Help us to totally obey You and walk in Your ways. We pray we will have a heart like You God that is loving, kind, wise, helpful, obedient, and fair. Help us to carry on even in times of trouble knowing You will rescue and protect us. In Jesus’ name, amen.

Thank you for serving Christ in this way!