

Lesson Plan 10

I Will Obey Joyfully

Objective

Students will learn that the Ethiopian treasurer obeyed God which brought him joy.

Supplies

Teachers and/or Coordinators ensure supplies are ready prior to each class.

Print From the Site:

- I Will Obey Joyfully Sheet (one per student)
- Ethiopian Treasurer Booklet (one set for the teacher)
- Bible
- Pens/Pencils/Pencil Crayons
- Markers (for craft project)
- Glue/Glue Sticks (for craft project)
- Attendance Chart
- Stickers (for attendance)
- Lesson Review Visual Aids (one for teacher to show each class)
- White Construction/Cardstock Paper (4x4 inch or 10x10cm, one per student)
- Craft Sticks (eight per student)
- Small Stickers, Pom Poms, Ribbons (or anything else small to decorate the crafts sticks with)

Optional Supplies


- Pack of 50 Paper Cups (from last week's activity)
- Snack: Cheerios Cereal, Napkins

Teacher Tips

- ★ See Lesson 1

1) Introduction to Lesson

As students enter, welcome them and help them find a chair to sit at. Thank them for coming. Take attendance. Let each child put a sticker beside their name for this week.



Pass out Bibles to those students that need one and have the “Lesson Review Visual Aid Sheet” ready to show.

Can anyone remember what we have studied so far? Look at the picture. Then, name what happened for the lesson we have already studied, and what we learned.

Lesson 1: We need to obey. Jesus tells us we need to obey His commandments.

Lesson 2: We need to follow the Golden Rule – “Do to others as you would have them do to you.”

Lesson 3: We need to obey Jesus by loving others.

Lesson 4: We need to be a worker for the Lord like Nehemiah

Lesson 5: We will obey like Jesus

Lesson 6: We need to do what is right and love others

Lesson 7: We need to show love to others

Lesson 8: We need to share

Lesson 9: We need to be patient

2) Class Time - We Can Be Joyful Even When Obeying

10-15 minutes

Today we are going to talk about being happy or joyful when we obey. Joyful means to be ok even when things around us might be difficult, boring, or sad. It means we find happiness even when things around us might not be all that fun.

We are going to learn about being joyful like an Ethiopian man. This man lived in Africa and went to worship God all the way to Jerusalem, which is very far from his home. But because he loved God so much he traveled all that way.

How far do you travel to get to church on Sunday? Let students answer.


Wow that might be far, but imagine going to a different country just to worship God! That is what this man did. On his way home he learned some great news that made him even more joyful, even though he had to obey and do what was right he was happy and joyful to do it.

3) Activity Time - Read Acts 8:26-31, 35-39

15-20 minutes

Prep

Before class, print one copy of the Ethiopian Treasurer Booklet. Make sure there is a space on the wall or board that students can tape the pictures to. You can label the pages 1-6 if you want to make it easier for the students.

Activity

Lay each page of the booklet out on the table for all to see. As you read through the account in Acts, you will ask a student to find the correct photo that best matches the action mentioned in the account and to tape the photo onto the wall.

Let's turn to our Bibles and read Acts 8:26-31,35-39

We are going to begin the account by meeting a disciple named Philip (Stop here and have a student find and tape page 1 on the wall)

Now an angel of the Lord said to Philip, "Rise and go toward the south to the road that goes down from Jerusalem to Gaza." This is a desert place. And he rose and went. (Stop here and tape page 2 on the wall) And there was an Ethiopian, a eunuch, a court official of Candace, queen of the Ethiopians, who was in charge of all her treasure. He had come to Jerusalem to worship and was returning, seated in his chariot, and he was reading the prophet Isaiah. And the Spirit said to Philip, "Go over and join this chariot." (Stop here and tape page 3 on the wall) So Philip ran to him and heard him reading Isaiah the prophet and asked, "Do you understand what you are reading?" (Stop here and tape page 4 on the wall) And he said, "How can I, unless someone guides me?" And he invited Philip to come up and sit with him.

Then Philip opened his mouth, and beginning with this Scripture he told him the good news about Jesus. (Stop here and tape page 5 on the wall) And as they were going along the road they came to some water, and the eunuch said, "See, here is water! What prevents me from being baptized?" And he commanded the chariot to stop, and they both went down into the water, Philip and the eunuch, and he baptized him. And when they came up out of the water, the Spirit of the Lord carried Philip away, and the eunuch saw him no more, and went on his way rejoicing. (Stop here and tape page 6 on the wall)

Philip was told by God to go to a desert place. And Philip obeyed. While he was there a man was reading a book from the Bible. And when God sent Philip to him the man asked for help in understanding the Bible. Philip explained to him about Jesus. The good news that Jesus came to earth to save us from the bad things we have done and do. When the Ethiopian man learned that to be saved, he needed to be baptized in water and be obedient to God. He asked Philip to baptize him. Notice that when I read from the Bible it said that they both went DOWN into the water and they both CAME UP OUT of the water. This is an example of "immersion". This is the type of baptism Jesus did and that all believers did. We go down into the water like we are being buried and then when we come out, it is like we are rising out of the water, just like Jesus did when He rose from the dead (Romans 6:3-4). When the Ethiopian heard the good news, he obeyed. And after his baptism, he went on his way rejoicing. That means he was happy and maybe even singing happy things because he knew he was now saved and had obeyed Jesus!

Questions:

What was the man reading? The Bible

What did Philip teach him? The Good News about Jesus and how the Ethiopian could be saved.

What did Philip and the Ethiopian do? Went down into the water and baptized the Ethiopian.

When the Ethiopian went back home after obeying Jesus what did it say he did? He was rejoicing, being joyful and happy!


The Ethiopian went away rejoicing because he obeyed. We can have joy too when we obey God!

4) Activity Time - I Will Obey Joyfully Activity Sheet

10 minutes

Hand each student an “I Will Obey Joyfully” activity sheet along with pencils and/or pencil crayons.

Read the directions aloud and work as a group. Help as needed.



Questions:

When we obey our parents, teacher, and God does that make you happy and joyful?


Is it always easy to obey? No, but God says even when it is hard we can still find joy knowing we are doing the right thing.

Obeying is easier than disobeying and getting in trouble. When we obey, we know we can be joyful in doing what is right and knowing we will be blessed when we do.

5) Activity Time - I Will Obey Craft

15 minutes

Hand out small 4 x 4 inch (or 10 x 10 cm) white pieces of construction or cardstock paper for children to draw a picture of themselves in the middle. Hand out pencil crayons as well.



While they are drawing/coloring, hand out each student eight craft sticks, glue and markers. When they are finished with their picture, have them glue the craft sticks together making a square around the picture so the photo is in the middle. Glue the craft sticks to the picture.


Once the craft is dry, have the students write “I Will Obey God” either above or below their picture on the craft stick. Now hand out small stickers, ribbons, pom poms, anything small for them to decorate the craft sticks.

While they are decorating, say: **You all have listened so well to all of the directions, hasn't this been fun to obey and follow directions? God gives us instructions in the Bible on how we can obey Him and how happy it makes Him when we do.**

6) Optional Activity - Jump For Joy Game

5-10 minutes

Using the paper cups from last week's activity, have the students stack them in a row on the floor.



One at a time, have a student say who they are going to obey and jump over the row of cups. Examples can be God, parents, teachers, police officers, family etc. Help the students come up with an answer if needed.

Play a 2nd time, except this time have the students one at a time say "I will obey joyfully" and as they jump over the cups, have them make a funny smiley face or make a funny laugh.

Remind the students throughout the game that we can be joyful even when obeying. You can do this a few times as able.

7) Optional Activity - Sing

5 minutes

If time allows, choose songs that relate to this lesson from the "I Will Obey Songs" sheets.

8) Optional Activity - Cheerios Snack

5 minutes

Hand out a handful of Cheerios on a napkin to each student, ensuring you check for allergies first. Once all of them have their snacks, have someone lead a prayer thanking God for the food.

Say, **Today our snack is Cheerios to remind us that we can be cheerful and joyful when we obey. As we eat our snack, let's think of ways we can obey and be joyful like the Treasurer.** Let students come up with answers.

Provide a napkin for children to clean their hands if needed. Review with students by asking them questions from the lesson again and discuss any questions they have while snacking.

9) Activity - Memory Verse

2-5 minutes

Have the students go to Galatians 6:9 in their Bibles and read the verse aloud as a class 2 times.

***"And let us not grow weary of doing good, for in due season we will reap, if we do not give up."* Galatians 6:9**

Other options include:

- You saying a word and having them repeat it as you go through the verse
- Have students repeat a small phrase ex: "And let us not" a few times before working on the next phrase.
- Have students repeat after each other

- Ask students to think of hand gestures. Ex: shaking heads for “And let us not”, slump their shoulders when they say “weary”, etc. and then go through verses as a class with gestures.

10) Lesson Review

5 minutes

Say: **Today we learned the Ethiopian Treasurer found joy when he obeyed God in baptism. You can find joy too when you obey. When we do what is right it feels good, is good, and makes everyone happy! It is a definite win!**

What are ways you can obey this week?

How can you be joyful doing that?

Who was joyful when they obeyed God? The Ethiopian Treasurer

How did he obey God? He was baptized and then went on his way joyful and happy because of it!

Let's all be joyful like the Treasurer because we will obey God!

11) Closing Prayer

Ask if there are any prayers the students want to share. Say closing prayer remembering to include thoughts from the lesson today.