

Lesson Plan 11

I Will Be Kind Like Ruth

Objective

Students will learn that we obey when we are kind to others by studying the account of Ruth

Supplies

Teachers and/or Coordinators ensure supplies are ready prior to each class.

Print From the Site:

- I Will Be Kind Activity Sheet (one per student)
- Story of Ruth (one set for the teacher)
- Bible
- Pens/Pencils/Pencil Crayons
- Attendance Chart
- Stickers (for attendance)
- Lesson Review Visual Aids (one for teacher to show each class)

Optional Supplies

Print From the Site:


- Ruth Board Game (one for every four students)
- Die (one for every four students)
- Small Colored Buttons (one per student)
- Small Pieces of Paper (one per student for charades game)
- Snack: Bag of Raisins or Nuts or something that can be shared (one per student and one to share with others)

Teacher Tips

- ★ See Lesson 1

1) Introduction to Lesson

As students enter, welcome them and help them find a chair to sit at. Thank them for coming. Take attendance. Let each child put a sticker beside their name for this week.



Pass out Bibles to those students that need one and have the “Lesson Review Visual Aid Sheet” ready to show.

Can anyone remember what we have studied so far? Look at the picture. Then, name what happened for the lesson we have already studied, and what we learned.

Lesson 1: We need to obey. Jesus tells us we need to obey His commandments.

Lesson 2: We need to follow the Golden Rule – “Do to others as you would have them do to you.”

Lesson 3: We need to obey Jesus by loving others.

Lesson 4: We need to be a worker for the Lord like Nehemiah

Lesson 5: We will obey like Jesus

Lesson 6: We need to do what is right and love others

Lesson 7: We need to show love to others

Lesson 8: We need to share

Lesson 9: We need to be patient


Lesson 10: We can be joyful and happy when we obey

2) Class Time - Story Of Ruth

15 minutes

Today we are going to talk about being kind and how being kind is another way we can obey. To help us learn we will read the story of Ruth who was a very kind person in the Bible. Can I get everyone to listen and sit quietly while I read? Thank you!

Read the story of Ruth to the students while showing the pictures.



Discuss:

How was Ruth kind?

How was Boaz kind?

Would you rather have someone be kind to you than mean to you? Why?

How can you be kind to your classmates at school?

How can you be kind to your family?


How can you be kind to animals?

How can you be kind to people in the church?

3) Activity Time - We Can Be Kind Stories & Activity Sheet

20-25 minutes

Read the following story to the students. Ask them to be kind and listen carefully as you read. Hand out the I Will Be Kind Activity Sheet and with pencil crayons let them color the pictures of the animals while you read. Make sure you tell them only to color the picture of the animals right now, then soon we will do the other activities together.

Cow Rescue Story by Lydia Cave

One Sunday morning a few years ago, my dad and I went to move some cows out of a swampy paddock. We sent the dogs around, and slowly all the cows headed for the gate - except one. A black cow stood on the other side of the swamp. She stood staring at us, constantly mooing and not moving at all. The dogs ran at her, barking and jumping, but she didn't flinch. Finally dad got impatient and we drove around the swamp towards the cow. We reached her, wondering why she hadn't moved. She mooed again and to our amazement, leaned her head towards something in the swamp. Looking towards the swamp, we saw a sheep trapped neck deep in mud. We began digging and pulling hard, and after some time it came free. Only then did the cow stop mooing and trotted around the side of the swamp and out the gate. Everytime I enter that paddock, I flashback to that day and think about the courage and intelligence that cow showed - all to help a fellow farm mate.

After reading the cow story ask:

How did the cow show kindness?

How did the people show kindness?

How do you think the sheep felt knowing another animal cared so much?

The Buddy System by Olwen Macrae

It was winter, it was cold, and I was late. Driving north along the highway at rush hour, trying to decide what to cook for dinner, I saw him - a little fox terrier on the grass to my left, about two meters back from the tarmac. He sat facing the traffic noise and fumes. Waiting. He was waiting so hard and with a faith so absolute that we connected. I found myself taking the next off-ramp, circling back, onto the next on-ramp and up the highway again. He was still there. He ran to meet me, tail wagging and tongue panting in relief. I knew you'd come! I switched off the ignition and got out, following as he ran down towards a soggy shallow stream. This way, come on! I squelched after him and saw a second small dog, half standing in the water, apparently to reassure a third dog lying in the muddy stream. She was trapped on her side, a front paw wedged in a rusty metal spring. I knelt down beside her, a dog on each side to urge me on as I gently lifted her onto the grass. It wasn't easy. The coil was heavy and the four of us seemed to hold our collective breath until I finally managed to get it off. I massaged her paw to restore circulation, and she licked my hand. I stood the patient up

and she shook herself. Then all three, with a final canine thank you, happily took off up the grassy bank beyond the stream. Mission accomplished.

After reading the story of the dogs ask:

How did the person show kindness?

How can we be kind like the people and animals we read about today?

Like these people, we need to take a chance and see ways we can be kind. We need to be on the lookout for ways to help. And when we see a chance, we need to take it. You might be the one that can help. Maybe in the case of these animals, someone is depending on you to show kindness in a way no one else can. So from now on when you see an opportunity, be a kind person, and help. This will make God, others, and you happy indeed!

Activity

Have the students stop coloring the “I Will Be Kind” activity sheet. Read the directions aloud to complete the other puzzles and help as needed.

Discuss any questions and ideas as a class. Relate these to the lesson.

4) Optional Activity - Ruth Board Game

15 minutes

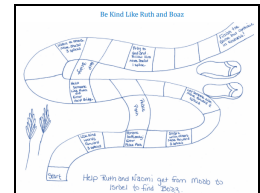
Prep

Before class, print and bring board game(s), die, and buttons

Activity

Break students into groups of 4 and set them up to play the board game.

Rules: 1 roll of the die is how many you can move. Follow the directions on the spaces when it applies. One turn per person. First person to the finish wins.



Talk and ask questions about how we can be kind as the students play.

Questions:

How does it make you feel to do something nice for someone?

Does God want us to be kind?

What are the names of the people we learned about today that showed kindness?

5) Optional Activity - Kindness Charades

5-10 minutes

Prep

Take the small pieces of paper and on each one, write an act of kindness on them. Make sure you have at least enough for each student to play. Fold up the paper so the students can't see the action when choosing one.

Activity

This works very much like the traditional game of charades, but instead of random actions, students will act out the kindness. Goal of the game: to demonstrate acts of kindness.

- Have a student pick out a folded piece of paper and act out the kindness written on it.
- Let the other students guess what their peer is acting out.
- Continue playing until everyone has had a turn.

Examples: picking up garbage, making breakfast, cleaning the dishes, giving someone a hug, picking flowers for someone, asking someone to join in a game, etc.

6) Optional Activity - Sing

5 minutes

If time allows, choose songs that relate to this lesson from the "I Will Obey Songs" sheets.

7) Optional Activity - Snack (Sharable Packaged Treats)

5 minutes

Say, **Today we learned that we need to be kind and that being kind is obeying God. Who was kind in our story today? Ruth, Boaz and Naomi. Today we are going to practice being kind. Everyone is going to get a little snack treat.** Hand out the snack. **If you will take a package and share it with someone in the church that is not a family member, raise your hand and I will give you another one to share with someone in the church!** Be sure when you give it to them, tell them that you are trying to be kind like Ruth/Boaz. Hand out the extra treat the children are to share. **If we are kind, we are obeying God and helping others. Let's all choose to be kind to everyone we meet.**

Provide a napkin for children to clean their hands if needed. Review with students by asking them questions from the lesson again and discuss any questions they have while snacking.

8) Activity - Memory Verse

2-5 minutes

For the rest of this quarter have the students go to Galatians 6:9 in their Bibles and read the verse aloud as a class 2 times.

Galatians 6:9 *And let us not grow weary of doing good, for in due season we will reap, if we do not give up.*

See other options of doing the memory verse activity from previous lessons:

9) Lesson Review

5 minutes

Say:

Can you think of a time when you showed kindness to someone? What did you do that was kind? Let students answer.

Do you like it when people are kind to you?

Who did we learn about today? Ruth, Boaz, Naomi

Let's remember to be like Ruth and Boaz and the people who helped the animals. Let's be kind to everyone and everything. God made us all and He loves us all, so let's treat His creation with love and kindness like He does and wants us to, even animals.

10) Closing Prayer

Ask if there are any prayers the students want to share. Say closing prayer remembering to include thoughts from the lesson today.