

Lesson Plan 13

I Will Be Thankful

Objective

Students will learn the importance of saying thank you.

Supplies

Teachers and/or Coordinators ensure supplies are ready prior to each class.

Print From the Site:

- Remember To Be Thankful Activity Sheet (one per student)
- Don't Forget To Say "Thank You" Story (one for the teacher)
- Bible
- Pens/Pencils/Pencil Crayons
- Attendance Chart
- Stickers (for attendance)
- Lesson Review Visual Aids (one for teacher to show each class)

Optional Supplies

Print From the Site:


- Gratitude Game Instruction Sheet (one for the teacher)
- Small Package Dried Spaghetti OR Long Craft Sticks
- Snack: Carrots With Dip (Ranch, Veggie Dip, etc.)

Teacher Tips

- ★ See Lesson 1

1) Introduction to Lesson

As students enter, welcome them and help them find a chair to sit at. Thank them for coming. Take attendance. Let each child put a sticker beside their name for this week.



Pass out bibles to those students that need one and have the “Lesson Review Visual Aid Sheet” ready to show.

Can anyone remember what we have studied so far? Look at the picture. Then, name what happened for the lesson we have already studied, and what we learned.

Lesson 1: We need to obey. Jesus tells us we need to obey His commandments.

Lesson 2: We need to follow the Golden Rule “Do to others as you would have them do to you.”

Lesson 3: We need to obey Jesus by loving others.

Lesson 4: We need to be a worker for the Lord like Nehemiah

Lesson 5: We will obey like Jesus

Lesson 6: We need to do what is right and love others

Lesson 7: We need to show love to others

Lesson 8: We need to share

Lesson 9: We need to be patient

Lesson 10: We can be joyful and happy when we obey

Lesson 11: We need to be kind

Lesson 12: We will forgive

2) Class Time - 1 Thessalonians 5:18

5 minutes

Today we are going to talk about being thankful. Hand out Bibles if needed.

Let’s turn our Bibles to 1 Thessalonians 5:18. Help as needed.

1 Thessalonians 5:18

give thanks in all circumstances; for this is the will of God in Christ Jesus for you.

What does this verse tell us we need to do? Give thanks

Why? Because God and Jesus want us too!


How often does it say we should give thanks? In all circumstances. Every and any time! Especially when someone does something nice for us, or gives something to us. When we do we are obeying God!

Let’s read it again, can someone volunteer to read? Read the verse again.

3) Activity Time - Don't Forget To Say "Thank You" Story

10-15 minutes

Read the following story to the students. Have students listen quietly while you do. Thank them when you are done for sitting quietly.



Discussion Questions:

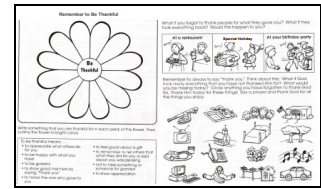
- 1) Why Do you think Matthew and Bella forgot to say "thank you" at their holiday party?
- 2) Has that happened to you?
- 3) What did Mom and Dad do to teach them a lesson?
- 4) Have you ever written a thank you note to someone?
- 5) Why is it important to always say "thank you"?

4) Activity Time - Remember To Be Thankful Sheet

10-15 minutes

Hand out one sheet per student with pencil crayons.

Read each activity aloud and help as needed. Discuss as necessary.



5) Optional Activity - Gratitude Pick Up Sticks Game

10 minutes

Prep

Before class, bring 1 small package of long dried spaghetti, or if you have long craft sticks you can use those instead. Print and have ready the Gratitude Instruction Sheet.

Activity

Have students sit around a table. Drop all the dried spaghetti to make a random pile in the middle of the students.

Let each student take a turn trying to take a stick of spaghetti without moving another stick. If they do, they get to keep the stick. The student with the most sticks at the end wins.

While each student tries to take a stick, ask them to name a person they are thankful for. Let everyone have a turn. Then go around the room having each student pick a stick and name a place they are thankful for, then a thing, event, and then something about themselves.



6) Optional Activity - Sing

5 minutes

If time allows, choose songs that relate to this lesson from the "I Will Obey Songs" sheets.

7) Optional Activity - Snack (Carrots & Dip)

5 minutes

Hand out 5 carrot sticks with dip to each student, ensuring you check for allergies first. Say, **As we dip our carrots into the dip, let's all think of a different thing we can be thankful for. And while you chew and enjoy, think of the thing/person you are thankful for and remember to tell the person after worship today and thank God for that thing or person you are thankful for!**

Provide a napkin for children to clean their hands if needed. Review with students by asking them questions from the lesson again and discuss any questions they have while snacking. What did they like best about today's Bible lesson? What questions do they have about today's lesson?

8) Activity - Memory Verse

2-5 minutes

Have the students go to Galatians 6:9 in their Bibles and read the verse aloud as a class 2 times.

Galatians 6:9 *And let us not grow weary of doing good, for in due season we will reap, if we do not give up.*

See other options of doing the memory verse activity from previous lessons if they haven't finished memorizing it yet.

9) Thank The Students

5 minutes

Thank you all for being such good students this quarter and for learning with me on ways we can obey God. I pray that all of you will obey God and remember that He loves you very much and is happy when you obey Him.

There are many wonderful good things we can do to make the world a better place in school, with our family, friends, church and everywhere we go. I hope and pray you will do good and show the love of God to the people you know and meet.

Remember to obey God and be thankful today and everyday!

10) Closing Prayer

Ask if there are any prayers the students want to share. Say closing prayer remembering to include thoughts from the lesson today.