

Lesson Plan 2

I Will Obey And Serve (Golden Rule)

Objective

Students will learn Jesus wants us to obey by treating others well (Luke 6:31). Understand the benefits and ways we can serve others (Matthew 25:34-40).

Supplies

Teachers and/or Coordinators ensure supplies are ready prior to each class.

Print From the Site:

- Golden Rule Activity Sheet (one per student)
- Lesson Review Visual Aids (one for teacher)
- I Can Help Activity Sheet (one per student, print double sided)
- Take Home Sheet (one per student)
- Bible
- Pens/Pencils/Pencil Crayons
- Attendance Chart
- Stickers (for attendance)

Optional Supplies

Print From the Site:


- Be Helpful Visual Aid (one for class to share)
- Help Tell About Jesus (one for class to share)
- Snack: Heart shaped fruit like strawberries, napkin and water cup
- Masking Tape (for teacher)

Teacher Tips

- ★ See Lesson 1

1) Introduction to Lesson

As students enter, welcome them and help them find a chair to sit at. Thank them for coming. Take attendance. Let each child put a sticker beside their name for this week.



Pass out Bibles to those students that need one and have the “Lesson Review Visual Aid Sheet” ready to show.

Show the lesson review visual aid sheet.

Can anyone remember what we have studied so far? Look at the picture. Then, name what happened for lesson one, and what we learned from that lesson.

Lesson 1: We need to obey. Jesus tells us we need to obey His commandments.

2) Class Time - Golden Rule Activity Sheet


15-20 minutes

Prep

After the discussion, each student will need the “Golden Rule Activity Sheet” and pencils. Students will also need Bibles for this activity.

Discussion

Say: **Today we are going to learn about the Golden Rule. Has anyone heard of it before? Raise your hands if you have.** (Let students answer). **The Golden Rule comes from the Bible and is found in Luke 6:31. Can I get everyone to take your Bibles and turn to Luke? I encourage all of you to bring your Bibles to Sunday class and if you don't have your very own Bible, let me know and I will do my best to get you one.**



Luke is in the New Testament and is the third book after Matthew and Mark. Once you found Luke, look at the big numbers and find Chapter 6. The Chapters are the big numbers shown under the title Luke. Chapter 1,2,3, etc. Keep going page by page until you see Chapter 6. It might be at the top, bottom, or middle of your page. Once you find the big number 6. Look for verse 31. The verses are the tiny little numbers that start after each chapter. Use your finger to scroll down the page looking until you find the number 31. Raise your hand if you need any help. That is what I am here for.

Good! Now that everyone has found it. Can I get a volunteer to read Luke 6:31 please? This is Jesus speaking to His followers. And He is telling them and us, what we should do...

Luke 6:31 – “Do to others as you would have them do to you.”

What is Jesus saying here? Let students answer... We need to treat others as we would want to be treated!

- ***If I want someone to be nice to me, I need to do what?*** Be nice to them
- ***If I want someone to help me, I need to do what?*** Help others
- ***If I want to have friends, I need to do what?*** Be a friend
- ***If I want to feel loved, I need to do what?*** Love others

Jesus never commands something that is impossible to do, or not in our best interests for our souls and eternal life with Him. He only asks us to do things that He knows are good for us and for others. This is one of those commands. It helps everyone when we all treat others as we would like to be treated!

Activity

Hand out the “Golden Rules Activity Sheet” and pencils.

Can I get someone to read the top of the page please?

The first part is on the left. Read the instructions, then help children come up with and write down different ways to be helpful this week. If needed, spell the word they want to write as children this age know the word, but not how to spell it at times.

Ask students to pick one of the ways they listed to help out loud, everyone taking a turn. Discuss the different ways that we can all be helpful.

Next at the bottom of the page, can I have a volunteer read the instructions? Thank you _____ for reading. Let’s all do our best to finish the ruler and the Bible verse that is started on it. You can use your Bible to copy the verse, or at the top of the page on the left, the Bible verse is written there also. Help students as needed.

Do you see how treating others the way we would want to be treated takes dedication, care, persistence and willingness to act?

In order to be our best for Jesus we need to think of others and do things that truly help them in whatever way they need, knowing that that is how we too would want people to care for us.

Why do you think it is so important for us to do to others as we would want them to do to us? Please Jesus, helps others, the right thing to do, helps us think of other’s needs and not just our own, etc.

What if they don’t treat us well back? Do we stop doing things for them? No, the Bible says we do it as we would want it done, not based on whether they do it back in return.

But you know what happens? A lot of times, when we treat others well, regardless of how they treat us, they end up seeing it, appreciating it, and being kind over time as they realize how nice it is when someone is kind! So you can make a difference in the lives of others, but it will take time and dedication and constantly thinking how you can do good things for others...

3) Activity Time - I Can Help Activity Sheet (Matthew 25:34-40) 20-25 minutes

Prep

After the discussion, each student will need the “I Can Help Activity Sheet” and pencils. Students will also need Bibles.

Discussion

Now that we see we need to do to others as we'd want others to do to us, let's see what else Jesus says about ways we can help and why it is important.

Let's turn in our Bibles to Matthew, the first book in the New Testament. From Matthew, find chapter 25, remember that is the big number. Then once you have found 25, look for the little number 34. Raise your hand if you need help or ask one of your neighbors to help you once they find theirs.

Great job, everyone. Now please listen carefully as I read the parable. Remember Jesus is talking and telling us a story. The story is of a King –King Jesus and how He will reward those who obey Him with heaven and wants us to obey Him by helping others.

Matthew 25:34-40

Then the King will say to those on His right hand, ‘Come, you blessed of My Father, inherit the kingdom prepared for you from the foundation of the world: 35 for I was hungry and you gave Me food; I was thirsty and you gave Me drink; I was a stranger and you took Me in; 36 I was naked and you clothed Me; I was sick and you visited Me; I was in prison and you came to Me.’

37 “Then the righteous will answer Him, saying, ‘Lord, when did we see You hungry and feed You, or thirsty and give You drink? 38 When did we see You a stranger and take You in, or naked and clothe You? 39 Or when did we see You sick, or in prison, and come to You?’ 40 And the King will answer and say to them, ‘Assuredly, I say to you, inasmuch as you did it to one of the least of these My brethren, you did it to Me.’”

What are some ways Jesus says we should help others? Feeding them, being kind by making friends, providing food, clothing, and shelter to those in need, visiting and helping the sick and to those who are in prison.


Why does Jesus say we should do these things? Read verse 34 – so we will be blessed by God and inherit heaven that God and Jesus have lovingly prepared for those who love them.

Why else does Jesus say we should do these things? Read verse 40 – by helping others we are really helping Jesus!

How does this make you feel? Let students answer

Does it make you want to help others? Let students answer.

How can you do that this week? Let students answer.



Jesus loves us SOOO much! He wants us all to love Him and each other as well, if everyone loved everyone, the world would be such a wonderful place and Jesus wants it to be like that. We can do our part by truly, honestly, wanting to help others because it helps Jesus and because by doing so, we build our relationship with Jesus and God and can enjoy eternity in heaven with them!

Any thoughts or questions? Let students answer. If the question is too difficult for you to answer, tell them, “Thank you for the question. I am going to think and pray about it and get back to you next time, ok?” And then please write it down and talk with someone in the church so that you can give the correct answer to the student next week.

Activity

Hand out the “I Can Help Activity Sheet” to each student. Wait to hand out pencils until you have gone through the directions.

Read the directions on the first page and as a group go through each activity, help with spelling, ideas, and writing if needed. The goal is to help them have a greater understanding and importance of practical ways they can help others and that by doing so, it pleases God and Jesus!

4) Lesson Review

5 minutes

Say: **What did we learn today?** Let students answer.

How do we obey Jesus? By doing to others what we would have them do to us.

What are some ways we can be helpful? Let students list ideas

Who should we be helpful to? Everyone. Have students list some examples: brothers, friends, mom, teacher, police officers, nurses, etc.

Optional questions to ask:

What did you like best about today’s Bible reading?

What questions do you have about today’s lesson?

5) Optional Activity - Help Tell About Jesus

5 minutes

Have the sheet available so everyone can see the pictures – either by asking someone to hold up the page, or you can.

Point to the first picture, read the story and then ask the questions that follow, do the same for the next situation.



6) Optional Activity - Be Helpful Visual Aid

5 minutes

Show the visual aid – what can you do with your hands? And have the students name the ways these kids are helping and answer the questions at the top on ways they can help also.

Encourage them to do some of the helpful things listed this week!



7) Optional Activity - Sing

5 minutes

If time allows, choose songs that relate to this lesson from the “I Will Obey Songs” sheets.

8) Optional Activity - Hop Game

5-10 minutes

During class put five lines of tape on the floor in a line so that students can hop to each one (approximately 1 foot apart). For each line write: Do – To – You – Others – As

Say to students: **Let's line up in a row in front of the taped pieces. Can someone read the words on the tape?** Let students answer.

Remember the Scripture we have been studying today? I want you to take turns hopping from each word, saying them as you go. The words are not in order, so you might have to skip over a word or go back to a word to complete the verse. Starting with “Do-to-others-as-you... then hop all the way back to do and finish Do-to and then hop to –you.” So it will be Do to others as do to you. Let each student take a turn, helping as needed, reminding them to start Do. You can let students go again if time.

Read the verse Luke 6:31 “Do to others as you would have them do to you.” At the end of each round.

9) Optional Activity - Snack (Heart Shaped Fruit)

5 minutes

Before Class: Prepare fruit pieces in heart shapes. You can cut a strawberry in half from top to bottom to create two heart shaped pieces.

Hand out a few pieces to each student, ensuring you check for allergies first. Say, **this snack is to remind us about our lesson today. Raise your hand if you remember what our lesson was about?** We are to obey Jesus by helping others. **As we eat our snack, let's think of ways we can help others.** Let students come up with answers.

Provide a napkin for children to clean their hands if needed. Review with students by asking them questions from the lesson again and discuss any questions they have while snacking. What did they like best about today's Bible reading? What questions do they have about today's lesson?

10) Optional - Activities For Obeying The Rules

15 minutes

Teacher, May I?

Have the children line up at one end of the room. Explain: ***When I call your name, I will give you something to obey. But before you can move, you must ask, "Teacher, may I?" Then once I say, "Yes, you may." You can do the thing I told you to do. If you forget to ask, "Teacher, may I?" before moving, you must go back to the beginning and start over. The first student to get all the way to me wins!*** (Examples – take three baby steps towards me, one giant step, 2 bunny hops.) Make sure each child gets a turn each round until one player makes it to you. You can decide to replay it and let the winner be the next "Teacher" if you choose.

Teacher Says

We are going to play Teacher says. When I ask you to do something, I want you to obey. But to do it, you must first hear "Teacher says...". If you don't hear "Teacher says..." then don't do the command. If you do something that Teacher didn't say, you are out of the game. Let's do a practice round. Everyone stand up and give each other some space. Teacher says touch your toes. Teacher says pat your head. Sit on your chair... I didn't say Teacher says! That was a practice, so anyone who made a mistake can join in again, now lets play.

(Examples: rub your tummy, march, stand on one foot, give yourself a hug, etc.)

11) Optional Activity - Memory Verse

2-5 minutes

For the next few weeks have the students go to John 14:15 in their Bibles and read the verse aloud as a class 2 times.

John 14:15 *If you love me, you will keep my commandments.*

Other options include:

- You saying a word and having them repeat it as you go through the verse
- Have students repeat a small phrase ex: "If you love me" a few times before working on the next phrase.
- Have students repeat after each other
- Ask students to think of hand gestures. Ex: Give yourself a hug when you say "love me", point to their Bibles when they say "commandments", etc. and then go through verses as a class with gestures.

Remind students that Jesus is the One speaking. He is telling His followers that if they love Him, they will obey His Words that He spoke in the Bible. It is the same for us today, if we love Jesus, we will do what He says and obey His commands/Words.

12) I Will Help Take Home Sheet

Remind students to take home their sheet that will help them study throughout the coming week to remember to obey Jesus. Hand it out to parents directly if possible so that parents will know they are to help them do the reading this week.


TAKE HOME SHEET - THINGS YOU CAN DO THIS WEEK TO BE A SHEET HELPER:

Helpy make a cartoon in clay for letters by making those letters into shapes and remembering others that help and encouraging words are sweet too!

1. Trace a wrapped candy in a drinking straw.

2. Trace one paper letter and tape them below the candy "bow".

3. Color and cut out the verse card and tape it below the letters.



"Do not let any words come out of your mouth, but only what is helpful for building others up according to their needs, that it may benefit those who listen." Ephesians 4:29

The Way Jesus is Pleased to Hear His Help Others

Read the story and say the verse. Remember, God is not pleased with you if you do not do these things. You did it to be!

Matthew 23:23-24

Jesus is speaking a parable to the people. "Woe to you who are blind by the way!"

(23) "You do not give your eye for an eye for the blind. You do not give your eye for an eye for the blind."

Markus 12:15

"Do not judge by your eye, but by the heart. I have mercy and peace for those who are merciful and who seek peace."

Markus 12:16

"Do not judge by your eye, but by the heart. I have mercy and peace for those who are merciful and who seek peace."

Markus 12:17

"Do not judge by your eye, but by the heart. I have mercy and peace for those who are merciful and who seek peace."

Markus 12:18

"Do not judge by your eye, but by the heart. I have mercy and peace for those who are merciful and who seek peace."

13) Closing Prayer

Ask if there are any prayers the students want to share. Say closing prayer remembering to praise God. Helping us to obey Him by serving our family, siblings, friends, church, and those in need.