

Lesson Plan 3

I Will Love - Father's Day

Objective

Students will learn we need to obey by loving, (1 John 3:18) and understand the benefits of being loving to others

Create a "Reasons I Love You" Card for Father's, Grandfather, or someone else special in their life.

Supplies

Teachers and/or Coordinators ensure supplies are ready prior to each class.

Print From the Site:

- Lesson Review Visual Aids (one for teacher)
- I Will Love Activity Sheet (one per student, print single sided)
- Reasons I Love You Poster (one per student)
- Bible
- Pens/Pencils/Pencil Crayons
- Attendance Chart
- Stickers (for attendance)

Optional Supplies


- Sharpie (for the teacher)
- 1 Rubber band
- Popsicle Craft Sticks (one per student plus 8 more)
- Snack: Heart shaped fruit like strawberries, napkin and water cup

Teacher Tips

- ★ See Lesson 1

1) Introduction to Lesson

As students enter, welcome them and help them find a chair to sit at. Thank them for coming. Take attendance. Let each child put a sticker beside their name for this week.



Pass out bibles to those students that need one and have the “Lesson Review Visual Aid Sheet” ready to show.

Can anyone remember what we have studied so far? Look at the picture. Then, name what happened for the lesson we have already studied, and what we learned.

Lesson 1: We need to obey. Jesus tells us we need to obey His commandments.

Lesson 2: We need to follow the Golden Rule – “Do to others as you would have them do to you.”

2) Class Time - What Jesus Says About Love

15-20 minutes

Last week we talked about the need to obey Jesus by helping others, we talked about the Golden Rule, does anyone remember the Golden Rule from Luke 6:31? “Do to others as you would have them do to you.”

Let’s all get our Bibles. Raise your hand if you need one.

Jesus wants us to treat others lovingly. To make sure of that, I want us to all go to 1 John. That is near the very end of the Bible. There is 1 John, 2 John and 3 John. We want the first book. Help students find the book. **Now let’s find Chapter 3 and then verse 18. Is everyone ready?** Who would like to volunteer to read (or read yourself).

1 John 3:18 *Dear children, let us not love with words or speech but with actions and in truth.*

I’m going to say it again, “Dear children, let us not love with words or speech but with actions and in truth.”

Jesus, through John, is telling us that we need to not just say I love you. What other ways do we show love? We need to show love by our actions and with our attitude – truthfully, lovingly, sincerely. By being kind, helpful, etc.


What does love mean? Let students answer. Then read the list below

- to show others you care
- to be kind to people who are different from you
- to get along well with others
- to be friendly
- to want good, not bad, for other people
- to be fond of people
- to care about people
- to not hate anyone
- to not mistreat anyone

Love is more than just words. Jesus says we need to love everyone and we need to do it in truth and with our actions and deeds as well as our words.

3) Activity Time - I Will Love Activity Sheet **20-30 minutes**

Hand each student the “I Will Love” activity sheet. Read the directions and as a class go through the situations, activities, questions and discuss concepts, answers, and verses, etc together. Hand out pencils or pencil crayons as well.



QUESTIONS AT THE BOTTOM of page 3:

Discuss these as a class.

How is love an action? A feeling? How is it done in truth?

We have to not just think about being loving or say I love you;

we need to show it in our actions daily to everyone. We need to do it truthfully and sincerely. We can't be fake, or that is not love. We have to truly mean it and want to be loving as Jesus is.

How can you and I love more? Let students answer.

What if I am not in the mood to be loving? Let's see what the Bible says

1 John 4:8

The one who does not love does not know God, for God is love.

We need to love anyway; God asks us and knows we can love and we will feel better and be a better person when we do. Jesus loved everyone even when He was tired, mistreated, and more. So even if we aren't in the "mood", we still need to be loving.

Does Jesus expect us to love all people? Yes, the Bible says in John 15:12 that Jesus commands us to love others as He has loved us.

John 15:12

"This is My commandment, that you love one another, just as I have loved you."

How has Jesus loved us? Came to earth from heaven to save us from our sins. To die on the cross so our sins and wrongs could be forgiven when we are obedient to Him and His ways. He is preparing heaven for us and wants to spend eternity with us. He made you, created you, cares for you and gives you your food, clothes, and shelter. He wants to have a relationship with you through prayer and reading the Bible. He gave us the Bible, His Words, so we know all the wonderful ways He does love us.

Let's all bow our heads, fold our hands and show respect to God as we pray.

PRAY (mentioning love and thanksgiving that we have Jesus as the perfect example)

4) Lesson Review

5 minutes

Say: **What did we learn today?** Let students answer.

What are ways we can love?

Why should we love?

Is it hard to love? What should we do when that is the case?

What did you like best about today's Bible lesson?

What questions do you have about today's lesson?


To have someone listen to you and talk with you is truly great. Have you ever felt the opposite? For example, as you are talking, the other person is nodding and sort of glazing over, maybe even looking around, not interested and just pretending to listen? We have all experienced this. It's not a good feeling.

Here's an idea. It is easy to want to do all the talking, but we need to learn to listen as well. Next time you're with a family member or a friend, remember to listen. Don't think about the next thing you want to say while they are talking. Look at them, so they can see you are giving your full attention. This gift of listening is love! Smile at them and respond to their words with kindness. Remember, do to others as you would have them do to you!

5) Activity Time - Reasons I Love You Poster

10-15 minutes

Hand each student a "Reasons I Love You Poster" sheet. (Because it is Father's Day children with fathers can make a special card for them, if there are children without fathers and you know they have a grandfather you can encourage them to make a poster card for them, if not, let the students choose whom they would like to make a poster card for. If this is a sensitive topic, you can mention that we are going to make an "I Love You" poster card for someone you love – anyone.)



Today since we are talking about obeying Jesus by loving others, we are going to make a poster card for someone special. As you think of that someone special your dad, grandfather, uncle, etc. I want you to list all the reasons you love them. Maybe it is because they read you a story, take you to school, go and do fun things with, help you with homework, talk on the phone with you, etc. List as many as you can think of that are ways and reasons why you love them and are happy to have them in your life. You can also draw a picture or two as well showing ways for why you love them. Let me know if you need any help and I will come around.

Hand out crayons/pencil crayons. Go around the room asking each student whom they are making the card for, and if they need any help coming up with ideas to write or draw. Help with spelling as needed. Be sensitive to those who might not have dads and make sure the focus is on choosing a person they love because of all the ways that person loves them.

6) Optional Activity - Friends Stick Together Application

10 minutes

Prep

Before class, draw a sad face on the end of each child's popsicle stick. Draw a happy face on the other 8 sticks. Have a rubber band.

Activity

Say, ***we can be a friend. Is there anyone you know in school who doesn't seem to have any friends? Perhaps this child walks around the playground or classroom all alone? Many times, new students feel left out. Also, sometimes kids who are different in some way – looks, actions, behaviors, they are unfortunately left out sometimes too. Maybe some of the children, and even you, have felt that way at some time. Wanting to be liked and included, but being left out. If everyone loved like Jesus does, everyone would have lots of friends!***

Hand out a craft stick with a sad face to each student. Ask the children: ***Can you break your stick in half?*** (They should be able to break it easily).

Explain, ***when a person is left out and is lonely, he or she feels broken inside and kind of sad.***

(Show the students the bundle of 8 smiley face sticks.) ***Look at these "friends."*** Bind the 8 sticks together with a rubber band and hand them to the student who has been sitting quiet and listening well. Say, ***_____ gets to try first since _____ has been sitting so quiet and listening well. Can you break the bundle of friends?*** The student won't be able to. ***Let's try someone else who has been sitting quiet and listening, _____ can you break the bundle of friends?*** Try a few more times with other students (all of

the students if possible) and then say, ***when kids play together, like each other, and include everyone in the group, each child is a stronger person and everyone is happy. Let's start watching the people around us. If we see someone without a friend, let's get some of our friends, or if you don't have any friends, be a friend yourself. Go to that person and invite them to play, or to sit by you at lunch. In this way, you can be a friend and gain a friend! That's what Jesus would do!***

7) Optional Activity - Sing

5 minutes

If time allows, choose songs that relate to this lesson from the "I Will Obey Songs" sheets.

8) Optional Activity - Snack (Heart Shaped Fruit)

5 minutes

Before Class: Prepare fruit pieces in heart shapes. You can cut a strawberry in half from top to bottom to create two heart shaped pieces.

Hand out a few pieces to each student, ensuring you check for allergies first. Say, ***this snack is to remind us about our lesson today. Raise your hand if you remember what our lesson was about?*** We are to obey Jesus by loving others. ***As we eat our snack, let's think of ways we can love others.*** Let students come up with answers.

Provide a napkin for children to clean their hands if needed. Review with students by asking them questions from the lesson again and discuss any questions they have while snacking. What did they like best about today's Bible reading? What questions do they have about today's lesson?

9) Optional - Activities For Obeying The Rules

15 minutes

Teacher, May I?

Have the children line up at one end of the room. Explain: ***When I call your name, I will give you something to do to obey. But before you can move, you must ask, "Teacher, may I?" Then once I say, "Yes, you may." You can do the thing I told you to do. If you forget to ask, "Teacher, may I?" before moving, you must go back to the beginning and start over. The first student to get all the way to me wins!*** (Examples – take three baby steps towards me, one giant step, 2 bunny hops.) Make sure each child gets a turn each round until one player makes it to you. You can decide to replay it and let the winner be the next "Teacher" if you choose.

Teacher Says

We are going to play Teacher says. When I ask you to do something, I want you to obey. But to do it, you must first hear "Teacher says...". If you don't hear "Teacher says..." then don't do the command. If you do something that the Teacher didn't say,

you are out of the game. Let's do a practice round. Everyone stand up and give each other some space. Teacher says touch your toes. Teacher says pat your head. Sit on your chair... I didn't say Teacher says! That was a practice, so anyone who made a mistake can join in again, now lets play.

(Examples: rub your tummy, march, stand on one foot, give yourself a hug, etc.)

10) Optional Activity - Memory Verse

2-5 minutes

For this quarter, each week have the students go to John 14:15 in their Bibles and read the verse aloud as a class 2 times.

John 14:15 *If you love me, you will keep my commandments.*

Other options include:

- You saying a word and having them repeat it as you go through the verse
- Have students repeat a small phrase ex: "If you love me" a few times before working on the next phrase.
- Have students repeat after each other
- Ask students to think of hand gestures. Ex: Give yourself a hug when you say "love me", point to their Bibles when they say "commandments", etc. and then go through verses as a class with gestures.

Remind students that Jesus is the One speaking. He is telling His followers that if they love Him, they will obey His Words that He spoke in the Bible. It is the same for us today, if we love Jesus, we will do what He says and obey His commands/Words.

11) Closing Prayer

Ask if there are any prayers the students want to share. Say closing prayer remembering to include thoughts from the lesson today.