

Lesson Plan 9

I Will Be Patient

Objective

Students will learn that we need to be patient. Understand that patience leads to good things Galatians 6:9.

Supplies

Teachers and/or Coordinators ensure supplies are ready prior to each class.

Print From the Site:

- I Will Be Patient Sheet (one per student)
- Patience Take Home Sheet (one per student)
- Bible
- Pens/Pencils/Pencil Crayons
- Attendance Chart
- Stickers (for attendance)
- Lesson Review Visual Aids (one for teacher to show each class)
- Black Construction Paper (½ sheet per student)
- Cardboard Pieces (size of the construction paper, one per student)
- Pins (one per student)

Optional Supplies


- Pack of 50 Paper Cups (per 4 students) (Keep for next week's lesson as well)
- Snack: Apple slices, Banana slices, Grapes
 - Skewer Sticks for the snacks (one per student)

Teacher Tips

- ★ See Lesson 1

1) Introduction to Lesson

As students enter, welcome them and help them find a chair to sit at. Thank them for coming. Take attendance. Let each child put a sticker beside their name for this week.



Pass out Bibles to those students that need one and have the “Lesson Review Visual Aid Sheet” ready to show.

Can anyone remember what we have studied so far? Look at the picture. Then, name what happened for the lesson we have already studied, and what we learned.

Lesson 1: We need to obey. Jesus tells us we need to obey His commandments.

Lesson 2: We need to follow the Golden Rule – “Do to others as you would have them do to you.”

Lesson 3: We need to obey Jesus by loving others.

Lesson 4: We need to be a worker for the Lord like Nehemiah

Lesson 5: We will obey like Jesus

Lesson 6: We need to do what is right and love others

Lesson 7: We need to show love to others

Lesson 8: We need to share

2) Class Time - We Need To Be Patient

5 minutes

Today we will look at the need to be patient.

What does it mean to be patient? To wait.

Have you ever had to be patient? What did you do to help you wait? Let students answer.

We will see that God tells us to be patient and that when we are we will be rewarded by remaining calm, getting the thing done we wanted to, and show others we trust in God to provide what we need.

Let’s turn to Galatians 6:9 in our Bibles. Help as needed. **Can someone read it out loud?**

Galatians 6:9

And let us not grow weary of doing good, for in due season we will reap, if we do not give up.

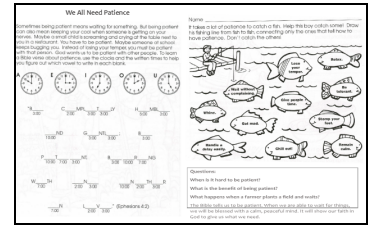
This is telling us that we should not get tired of doing good to others and God. Why? Because we will be blessed and benefit from our good. Maybe not right away but at some point we will see the blessing in the good we do. We should not give up in doing good!

3) Activity Time - I Will Be Patient

20-30 minutes

Prep

Cut black construction paper in half sheets to fit underneath the “BE PATIENT” Activity page pin the words section. Have light cardboard cut to the same size to put under the black paper to ensure pins don’t scratch the table. Have pins, and sheets printed before class.

Activity

Hand out one set of sheets to each student along with pencils and/or pencil crayons. Read the directions aloud, work as a group. Help as needed. When students get to the “BE PATIENT” pin the dots activity, hand out the black construction paper and then the cardboard and a pin to each student. Help them poke holes where it shows to spell the words BE PATIENT.


Discuss questions and ideas as a class. Relate these to the lesson.

4) Optional Activity - Pyramid of Patience Game

10-15 minutes

Prep

Divide the class into groups of 4 students. Hand each group 50 paper cups. (For younger children, you may want to use fewer cups.) Make sure each group has enough space on the table or floor so that it does not interfere with other groups.

Activity

Tell the students that they are going to work together with their group to build a pyramid out of cups. They should stack the cups higher and higher until they have used every cup. Tell the students that they will have to be patient with each other as they take turns and work together. They will also have to be patient if the cups fall and they have to start over, or if they have some cups leftover and have to rebuild the pyramid in order to use all the cups.

Anyone who gets impatient with others in the group is out of the game. First team to build a pyramid using all cups wins.

5) Optional Activity - Sing

5 minutes

If time allows, choose songs that relate to this lesson from the “I Will Obey Songs” sheets. Like the “Be Patient Song”

6) Optional Activity - Snack (Fruit Skewers)**5 minutes**

Hand out a few pieces to each student on a napkin but tell them don't start eating yet. Make sure everyone waits while you hand out pieces to each student. Once all of them have their snacks, have someone lead a prayer thanking God for the food. Then hand out a wooden skewer to each child and tell them before they can eat their snack, they need to put the fruit pieces on the skewer. As the students take their time to put the fruit on the skewer, say, **this snack is to remind us about our lesson today. Raise your hand if you remember what our lesson was about?** Patience.

What did you have to do while you waited for your snacks to be handed out and then put them on skewers? Had to be patient!

Tell them: **When we are patient, good things happen. Everybody gets to share and have fun, everyone gets a nice snack to eat, we are calm and enjoy our time, as well as many more reasons why patience is good and can be fun.**

Let's remember to be patient this week and enjoy waiting for things knowing that our waiting and patience will pay off!

Provide a napkin for children to clean their hands if needed. Review with students by asking them questions from the lesson again and discuss any questions they have while snacking. What did they like best about today's Bible reading? What questions do they have about today's lesson?

7) Activity - Memory Verse**2-5 minutes**

For the rest of this quarter have the students go to Galatians 6:9 in their Bibles and read the verse aloud as a class 2 times.

Galatians 6:9 *And let us not grow weary of doing good, for in due season we will reap, if we do not give up.*

Other options include:

- You saying a word and having them repeat it as you go through the verse
- Have students repeat a small phrase ex: "And let us not" a few times before working on the next phrase.
- Have students repeat after each other
- Ask students to think of hand gestures. Ex: shaking heads for "And let us not", slump their shoulders when they say "weary", etc. and then go through verses as a class with gestures.

8) Lesson Review**5 minutes**

Say: **Today we have been looking at obeying the Bible by being patient. We saw that farmers need to be patient, we need to be patient and God tells us when we are patient, it will be rewarded!**

What did you like best about today's Bible lesson?


What questions do you have about today's lesson?

9) I Will Be Patient Take Home Sheet

5 minutes

Remind students to take home their sheet that will help them and their families study ways to practice patience.

This take home sheet is a great strategy guide for parents to help reinforce patience with their children.



10) Closing Prayer

Ask if there are any prayers the students want to share. Say closing prayer remembering to include thoughts from the lesson today.